ENCLOSURES & FITTINGS

Designed to provide maximum protection in a variety of environments, our enclosures ensure the safety and longevity of your electrical and electronic components. Coupled with our high-quality fittings, they offer a comprehensive solution for secure and efficient installations.

PERANO ENCLOSURE FITTINGS

Panel Lock ■ key

Dia.	Depth[T]	Code 6mm	Code 8mm
16	25-32	**16-1401-***	–
16	39-44	**16-1531-***	–
20	23-28	**20-1351-***	–
20	41-49	**20-1531-***	**20-1602-01**

Panel Lock 8mm ▲ key

Depth[T]	Code
–	–
–	–
23-32	**20-1373-***
41-44	**20-1603-***

Handwheel Panel Lock

Depth[T]	Code
–	–
–	–
19-26	**20-6331-***
42-49	**20-6561-***

Coin Slot Panel Lock

Dia.	Depth[T]	Code
8	13-28	**8-5271-***
8	23-38	**8-5371-***
	Black Polyamide head	

Padlockable Panel Lock 6mm ■ key

Dia.	Depth[T]	Code
16	25-32	**16-3401-***
16	39-44	**16-3531-***

*Add Tongue required: **01, 02, 03, 05, 06.** [T]Depth will depend on type of tongue used

Lever Locks

Padlockable Lever Lock

● Mild Steel Lever, die-cast body
○ Die-cast Body & Lever

Dia.	Depth[T]	Code
○ 16	30-42	**16-4431-***
○ 16	48-65	**16-4611-***
● 16	30-47	**16-4432-***
● 16	48-65	**16-4612-***

B-24B02

Dia.	Depth	Locking Facility	Code
17mm	28.5-32mm	3	**B-24B02**

Heavy duty steel padlockable Lever Lock

Dia.	Depth	Code
30.5	45	**101-0175**

Mini Lever Lock

Dia.	Depth[T]	Code
20	19-26	**20-7331-***
20	42-49	**20-7561-***

Wing Nut Padlockable

Dia.	Depth	Code
24	23-27	**24-4421-***

*Add Tongue required: **01, 02, 03, 05, 06.** [T]Depth will depend on type of tongue used

Panel Lock IP65

6mm ■ key

25-65-401

25-65-402

25-65-403

25-65-404-*

Dia.	Depth	Code
25	20	**25-5201-04MS**
25	25	**25-5251-04MS**
25	28	**25-5281-04MS**

Dia.	Depth[T]	Key	Body	Code
25	25-41	6mm ■ square key	Plastic	**25-65-401-***
25	25-41	8mm ■ square key	Die Cast	**25-65-402-***
25	25-41	8mm ▲ triangular key	Die Cast	**25-65-403-***
25	25-41	8.3mm DIN key	Die Cast	**25-65-404-***

*Add Tongue required: **01, 02, 03, 05, 06.** [T]Depth will depend on type of tongue used

B-26311

B-2601A

B-26011

Dia.	Depth	Key	Code
25mm	23mm	6mm	**B-26311**
25mm	20mm	6mm	**B-2601A**
25mm	23mm	6mm	**B-26011**

Double action: key lockable 6mm ■drive



Dia.	Depth[T]	Code
20.5	40-47	**20-8521-***

*Add Tongue required: **01, 02, 03, 05, 06.**
[T]Depth will depend on type of tongue used

Tongues & Parts of Locks

Tongues

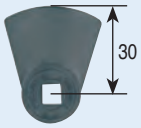

01

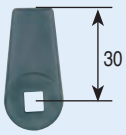

02

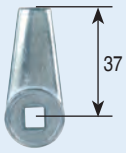

03

Spare Code	Tongues
01/T	Polyamide
02/T	Polyamide
03/T	Zinc
05/T-P	Polyamide
05/T-Z	Zinc
06/T	Steel

05/T-P

05/T-Z



06

©ACDC Dynamics

PERANO ENCLOSURE FITTINGS



Hinges - Black Powder Coated

Fixing	Hinge Length	Code
1 x M5 bolt	30mm	101-0071
2 x M5 bolts	50mm	101-0073
4 x M5 bolts	70mm	101-0075
1 x M6 stud	36mm	101-0180
2 x M5 studs	60mm	101-0126
2 x M6 studs	75mm	101-0125
4 x M6 studs	T-Hinge 50mm	101-0182
4 x M6 studs	T-Hinge 104mm	101-0145
4 x M6 studs	Butt Hinge	101-0168
4 x M8 bolts	100mm Brass Hinge	101-0176
Hinges - Mild Steel Body - Brass hinge pin		
44mm x 9.5Ø	Pin type	101-0076
75mm x 9.5Ø	Pin type	101-0077
57mm x 12Ø	Concealed hinge	101-0127
5mmØ	Spring activated hinge	101-0122
Hinges - Stainless Steel		
4 x M4 Ø	43 x 25mm	HG-01
4 x M4 Ø	32 x 25mm	HG-02

Padlockable or Key Swing Handles

Dia.	Description	Code
20.5mm	Lockable Swing Handle Die Cast	101-1108
20.5mm	Lockable Swing Handle Stainless Steel	101-1109
20.5mm	Key Operated Swing Handle Die Cast	101-1107

Lockable swing handles suitable for use with 3-point locking rod sets, see below for rod sets.

Code	Description
MS825B	Lockable Swing Handle
MS825	Key Operated Swing Handle
MS825-A	2 x 1m Locking Rods

Can be cut to required length by end user

Kit Includes	Code
2 x rods	–
2 x rod end tips	100-0111
2 x rod guide	100-0114
1 x double lever plate c/w set of fasteners	100-0136

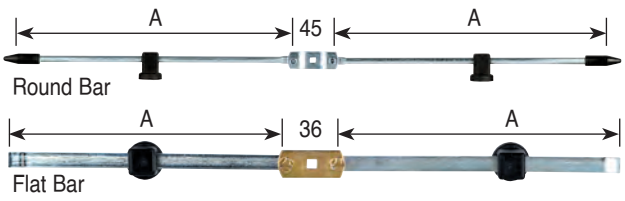

3 Point Square Drive Lock System

For use with all combinations of locks and tongues.

Length 'A'	Kit Code Round Bar	Length 'A'	Kit Code Flat Bar
200mm	101-0130	203mm	101-0110
320mm	101-0131	253mm	101-0111
450mm	101-0132	303mm	101-0112
520mm	101-0133	353mm	101-0113
720mm	101-0134	450mm	101-0114
1000mm	101-0135	553mm	-

Tongue to convert Locking System

Code	Description
08/T	Tongue to convert 2 way locking system to a 3 way lock system

©ACDC Dynamics

ENCLOSURE FITTINGS

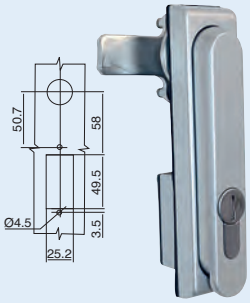

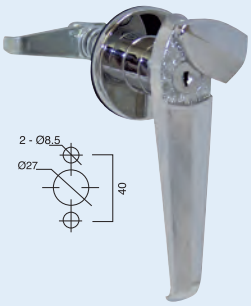

Padlockable

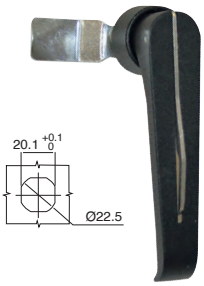

Code	MS316	MS863	MS306-2-1	MS807-1	MS842
Cutout	Ø22.5mm	29 x 140mm	Ø22.5mm	Ø27mm	20 x Ø22.5mm
Depth	–	31mm	15.5mm	45-58mm	19mm
Spare Keys	**K28**	**K14**	**K0200**	**K05**	Padlockable
Handle Length	100mm	142mm	130mm	148mm	115mm
Material	Zinc Alloy	Zinc Alloy	Zinc Alloy	Zinc Alloy	Zinc Alloy
Finish	Chrome Plated	Grey Chrome Plated	Bright Chrome Plated	Bright Chrome Plated	Black Powder Coated







Padlockable



Code	MS101-1-1	MS705-3U	MS705-3E	MS714-2	MS714-3
Cutout	Ø22.5mm	Ø22.5mm	Ø22.5mm	Ø22.5mm	Ø22.5mm
Depth	20mm	18mm	18mm	25mm	25mm
Spare Keys	**K333**	**–**	**K14**	**–**	**–**
Handle Length	78mm	60mm	Ø27mm	40mm	50mm
Material	Zinc Alloy	Zinc Alloy	Zinc Alloy	Zinc Alloy	Zinc Alloy
Finish	Black Powder Coated	Black Powder Coated	Black Powder Coated	Black Powder Coated	Black Powder Coated





6mm key

Stainless Steel Hinges

Length: 82mm

Length: 90mm

Code	MS811-4	MS815-2	MS845-1	CL204-3A	CL204-3S
Cutout	Ø14.5mm	Ø16.5mm	Ø16.5mm	4 x M6	4 x M6
Depth	10-17mm	13mm	13.5mm	–	–
Spare Keys	–	**K17**	**KEY-P6**	–	–
Handle Length	20.7Ømm	30mm	Ø20mm	–	–
Material	Zinc Alloy	Zinc Alloy	Zinc Alloy	Stainless Steel	Stainless Steel
Finish	–	Black Powder Coated	Black Powder Coated	Mirror Polish	Satin Finish

©ACDC Dynamics

ENCLOSURE FITTINGS



Code Label Holder	Code Laser Engraved Label*	Label Size	Holder Size
B-11010E	LABEL B-11010E	125 x 25mm	138 x 31mm
B-11014E	LABEL B-11014E	76 x 12.5mm	88 x 19mm

*Black lettering on white, specify with order

Plastic Spring Lock

Code	Description
MS7331-1-BK	Spring lock 28.2 x 39.5mm. Black.
MS7331-1-W	Spring lock 28.2 x 39.5mm. White.

Key Lock

Code	Dia.	Depth
101-0106-20-*	20.5	20
101-0106-30-*	20.5	30
C1091-*	12	16

*S - All locks to have same key
*D - All locks to have different keys

Knurled Hand-Wheel

Code	Hole Dia.	Wheel Dia.
KHW5	5mm	20mm
KHW6	6mm	24mm

Handwheel Screw Fastener



Code	Thread Length	Thread Dia.	Wheel Dia.
HSF6-16	10mm	6mm	24mm
HSF6-30	30mm	6mm	24mm
HSF8-30	30mm	8mm	30mm

NEW **Multi-Function Panel Key**

Code	WAGO-SQ-10-IN-1

8 + 2 Different Locks in One Key

101-0120-G

101-0120-B

Handles

Code	L x H x Ø (mm)	Material
101-0041	50 x 30 x 6	Steel
101-0042	75 x 30 x 6	Steel
101-0043	100 x 40 x 10	Steel
101-0044	115 x 46 x 12	Steel
101-0045	200 x 60 x 12	Steel
101-0120-G	50 x 116	Grey Plastic
101-0120-B	50 x 116	Black Plastic

PANEL KEYS



Code	KEY-P6	61-12-2	82-135-1	83-135-1	9-414-1	KEY-P4	KEY-P5
Material	Polycarbonate	Die Cast	Die Cast	Die Cast	Die Cast	Die Cast	Die Cast
Size	■ 6mm	■ 6mm	■ 8mm	▲ 8mm	⬮ 8.8mm	■ 6mm ■ 8mm	▲ 6mm ▲ 8mm
Key	Square	Square	Square	Triangular	Din	⬮ 8.8mm Din ▲ 8mm	⬮ 8.8mm Din ■ 8mm

ELECTRICAL RISK LOCKOUTS



SAFETYLOC

SAFETYLOC-3



SAFETYLOC-6

Electrical Risk Lockout - Safety Lock

Code	No. of Locks	Size (mm)	Jaws
SAFETYLOC	Accepts 6 padlocks	150L x 70W x 35W	30x50 + 20x25mm (Internal)
Long lasting: 3mm galvanised mild steel with stainless steel rivet			
SAFETYLOC-3	Accepts 3 padlocks	Ø8 Clasp	A = 40mm
SAFETYLOC-6	Accepts 3 padlocks	Ø8 Clasp	A = 65mm

Lockout / tagout is a planned safety procedure that involves turning off energy supplies to equipment and machinery whilst maintenance work or repairs are carried out.

©ACDC Dynamics

ELECTRICAL RISK LOCKOUTS

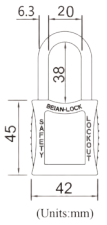

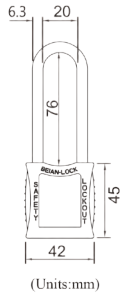

Engineered Plastic Safety Padlock - as used in the Chemical, Oil Refinery and the Electrical Industry

Code	Description
BAN-201-*	Short Steel Shackle Safety Padlock
BAN-201L-*	Long Steel Shackle Safety Padlock
NEW BAN-201L-KA-O	Long Steel Shackle Safety Padlock 76mm Orange Key Alike

* Add colour to code: ● Red (**R**), ● Orange (**O**), ● Yellow (**Y**), ● Green (**GR**), ● Blue (**B**), ● Black (**BK**), ○ White (**WH**), ● Purple (**P**)

- Lightweight
- Durable, insulated Xenoy® material Lock Body.
- Brass Cylinder prevents friction sparking
- Zinc Plated Steel Lock Shackle
- Locks are supplied Keyed Different. **1 Key supplied with each Padlock**
- **Key can only be removed after Padlock is locked**
- Customised Key options are available on request
  - keyed alike, master + keyed alike / different

Sparkproof Hasp Lock - Lockout Device

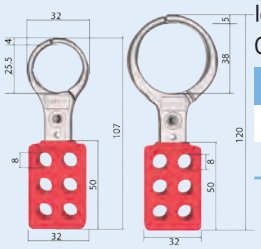

Ideal for hazardous areas, suitable for use in the Chemical, Military and the Electrical Industry.

Code	Description
BAN-K11	Hasp 1" (25mm) Diameter
BAN-K12	Hasp 1.5" (38mm) Diameter

- Zinc Aluminium Alloy - Chrome Plated
- Bright Red Vinyl resin insulation Layer
- Max. Shackle diameter 8.0mm (up to 6 Locks)



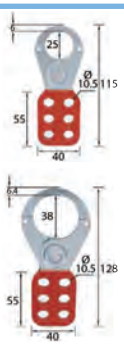

Steel Hasp Lock - Lockout Device

Use on Switch or Fuse boxes. Made from hardened Steel.

Code	Description
BAN-K01	Hasp Diameter 1" (25mm)
BAN-K02	Hasp Diameter 1.5" (38mm)

- Hardened Steel - Corrosion Resistant Plating
- Bright Red Vinyl resin insulation Layer
- Max. Shackle diameter 9.5mm (up to 6 Locks)

10 Hole Aluminium Hasp

Where more workers are on concurrent maintenance

Code	Description
BAN-K64-*	10 Holes Hasp Lock

* Add colour: ● Red (**R**), ● Yellow (**Y**), ● Blue (**B**)

- High Quality Anodised Aluminium
- Available in 3 different colours
- Max. Shackle diameter 8.0mm (up to 10 Locks)

Non-Conductive Nylon Hasps

For use in extreme or hazardous environments

Code	Description
BAN-K44	Nylon Hasp Ø3mm Shackle
BAN-K45	Nylon Hasp Ø6mm Shackle

- Nylon Plus Xenoy® material on Lock Body
- High Chemical Resistance
- Max. Shackle Ø: 7mm (up to 4 Locks)

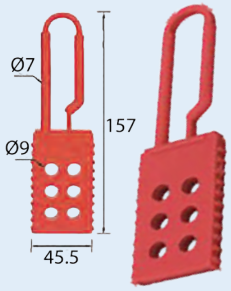

Non-Conductive Nylon Hasps

For use in extreme or hazardous environments

Code	Description
BAN-K41	7mm Shackle Non Conductive Nylon Hasp Lock

- Entire Lock made from industrial Nylon
- High Chemical Resistance
- Max. Shackle Ø: 8.0mm (up to 6 Locks)



Non-Conductive Nylon Hasps

For use in Confined spaces

Code	Description
BAN-K48	3mm Shackle Non Conductive Nylon Hasp Lock

- Entire Lock made from industrial Nylon
- High Chemical Resistance
- Max. Shackle Ø: 8.0mm (up to 3 Locks)

D01 D02 D03

D04 D88

Miniature Circuit Breaker Lockouts

Nylon MCB Lockout Devices can be used with other locks for MCB's, RCBo's & RCCB's in the ON or OFF position

Code	Description
BAN-D01	1M MCB Lockout for toggle hole - Pin-Out
BAN-D02	1M MCB Lockout for toggle hole - Pin-In
BAN-D03	MCB Lockout for Multipole Breaker - Tie-Bar
BAN-D04	1.5M MCB Lockout for Toggle Hole - Pin Out
BAN-D88*	MCB, RCBO & RCCB Lockout for Toggle Hole - Pin Out

* Add colour: ● Red (**R**), ● Yellow (**Y**)

Multi-Industrial Plug Lockout

Prevents male industrial Plugs from being connected to the supply. Effectively isolates the Plug.

Code	Description
BAN-D46	16-125A Industrial Plug Lockout

Will prevent Couplers from interconnection. Insert the Lockout onto the Socket in the right position, then use the Hasp and/or Padlock to lockout.

- Max. Shackle Ø: 7.0mm

©ACDC Dynamics

ELECTRICAL RISK LOCKOUTS

Front Back

BAN-P01

Front Back

BAN-P04

Safety Tags

Code	Description	Size (mm)
BAN-P01	PVC Write-on lockout labels	W80 x H148 x D0.42
BAN-P04	PVC Write-on lockout labels	W75 x H145 x D0.42

Custom Designs available on request.

BRADY WHEN PERFORMANCE MATTERS MOST

B090848 - PIN-IN

B090851 - PIN-OUT

B090854 - TIE-BAR

Electrical Risk Lockout - For MCB's

Code	Description	Colour	Max. Shackle Ø
B090848	MCB Lockout Pin-In-Standard	Black & Red	7.0mm
B090851	MCB Lockout Pin-Out-Wide	Black & Red	7.0mm
B090854	MCB Lockout Tie Bar	Black & Red	7.0mm

BRADY WHEN PERFORMANCE MATTERS MOST

B090891

B065321

Electrical Risk Lockout - MCCB's

Code	Description	Max. Switch Width	Max. Shackle Ø
B090891	MCCB Lockout Kit c/w small Red & Green Bar	150mm	6.5mm
B065321	MCCB Lockout Device	57.5mm	7.0mm

- Self adhesive backed rails are permanently installed onto an electrical panel simply clean panel surface and adhere - no drilling required!
- Oversized 480-600V Lockout, Fits Breakers up to 63.50mm wide by 22.2mm thick.

BRADY WHEN PERFORMANCE MATTERS MOST

B130820
B130821

B130819

B104603

Electrical Risk Lockout - Pushbuttons

Code	Description
B104603	Pushbutton Safety Cover-IEC 58.9mm
B130819	Pushbutton Lockout Device Small for 16mm Pushbutton
B130820	Pushbutton Lockout Device Medium for 22m Pushbutton
B130821	Pushbutton Lockout Device Large for 30mm Pushbutton

BRADY WHEN PERFORMANCE MATTERS MOST

B800121

B050989

B050990

B050991

Electrical Risk Lockout - Lock Boards Kits

Code	Description
B050989	5 - Lock Board Kit c/w Padlocks & Tags
B050990	10 - Lock Board Kit c/w Padlocks & Tags
B050991	20 - Lock Board Kit c/w Padlocks & Tags
B800121	24 - Pad Lock Station only (Order Locks Separately)
NEW B051339	Safety Padlock Red - Keyed Different
NEW B051353	Safety Padlock Black - Keyed Different
NEW B051347	Safety Padlock Orange - Keyed Different
NEW B051344	Safety Padlock Blue - Keyed Different

BRADY WHEN PERFORMANCE MATTERS MOST

Safety Lockout - Up to Six Locks

Code	Description
B805840	• Vinyl coated high tensile steel Shackle Ø9.5mm • Size: 114 x 40 x 10mm • Shackle Width: 25mm • 6 x Locks can be applied

BRADY WHEN PERFORMANCE MATTERS MOST

Labels for Safety Padlock

Code	Description	Material	Pack
B51379	Danger Locked Out	Vinyl	6

- Safety padlock labels helps send a clear message to workers when a machine is down for service or maintenance.
- Labels are designed to fit Brandy SafetyPadlocks.

Lockout / tagout is a planned safety procedure that involves turning off energy supplies to equipment and machinery whilst maintenance work or repairs are carried out.

©ACDC Dynamics

ACCESSORIES

JRQ250

JRQ15 - JRQ75

Panel Heaters - DIN Rail Mounting - for Prevention of Condensation in Panels

Code	Heating Capacity	Size H x W x D	Code	Heating Capacity	Size H x W x D
JRQ15	15W	109 x 70 x 60mm	JRQ100	100W	184 x 70 x 60mm
JRQ30	30W	109 x 70 x 60mm	JRQ150	150W	264 x 70 x 60mm
JRQ45	45W	109 x 70 x 60mm	JRQ250	250W	182 x 85 x 85mm
JRQ60	60W	184 x 70 x 60mm	JRQ400	350W	222 x 85 x 85mm
JRQ75	75W	184 x 70 x 60mm			

- Supply voltage: 120 - 250V AC/DC.
- Heating elements with built in thermal protection.

* **JRQ250 - JRQ400** have high performance axial fan for air circulation.

JWT6011R

JWT6011F

Thermostats for use in Enclosures

Code	Contacts	Applications
JWT6011R	NC 10A@250VAC	Thermostat for heaters
JWT6011F	NO 10A@250VAC	Thermostat for fans & heat exchangers or for signal device

- DIN rail mounting
- Large setting range
- Compact
- Easy to mount

Laser Engraved Labels - To your order

Code	Description
LABELS	Custom Laser Engraved Label per sq cm
LABELS AD	Custom Laser Engraved Label per sq cm - with adhesive backing

1.6mm Laser Laminate - black lettering on white or brushed aluminium, white lettering on red or green

LB-BOOKLET

WARNING/WAARSKUWING
IN CASE OF ACCIDENTAL CONTACT OR LEAKAGE, SWITCH OFF MAIN SWITCH IMMEDIATELY
INGEVAL VAN TOEVALLIGE KONTAK OF LEKKASIE MOET HIERDIE HOOF-SKAKELAAR ONMIDDELLIK AFGESKAKEL WORD.

MAIN SWITCH	AIRCON	OUT BLDG
GEYSER	STOVE	PLUGS
EARTH LEAKAGE	LIGHTS	

Distribution Board Marking Label Booklet

Code	LB-BOOKLET	
Includes the following:		
18 x Large warning label	11 x "Welding Plug"	21 x "Main Switch"
11 x "Bell"	14 x "Aircon"	11 x "Jacuzzi"
14 x "Out Building"	11 x "Shaver"	28 x "Geyser"
11 x "Pool"	28 x "Stove"	11 x "Timer"
21 x "Earth Leakage"	11 x "Mix Circuit"	84 x "Lights"
11 x "DED Circuit"	154 x "Plugs"	11 x "Sub DB"
21 x "Triangle" "⚡"	11 x "Transformer"	11 x "Fan"
11 x "Pump"	11 x "Underfloor Heating"	11 x "Motor"

IN CASE OF ACCIDENTAL CONTACT OR LEAKAGE SWITCH OFF THIS MAIN SWITCH IMMEDIATELY

INGEVAL VAN TOEVALLIGE KONTAK OF LEKKASIE MOET HIERDIE HOOF-SKAKELAAR ONMIDDELIK AFGESKAKEL WORD

LB MAIN SWITCH

LA DANGER

LA DANGER1

Labels - *Sold Individualy or pack of 10*

Code	Description
LA DANGER*	Danger labels 35 x 35mm
LA DANGER 1*	Danger labels 120 x 120mm
LB MAIN SWITCH*	Main Switch label (red on white)

*For Pack of 10 add **/10** to code.



IF001-16X3/ 5/ 7

Adhesive Foam For Panels

Code	Description	Roll	
IF001-16X3	Adhesive foam for panels	50m	
IF001-16X5	Adhesive foam for panels	25m	
IF001-16X7	Adhesive foam for panels	25m	

WJ-1

Document Holder

Code	Description
WJ-1	Document holder - A4

- Size: 263 x 233.5 x 32.5mm

LZ-4138-10W

LS4315-500-1

LZ4315-100-1

Cabinet Lighting - 230VAC

Code	Description
LZ-4138-10W	Cabinet light (Size: 425L x 50W x 117D mm)
LS4315-500-1	Door control limit switch, c/w 600mm cable
LZ4315-100-1	Power cable, c/w 3m cable

For other labels see pages 193 & 197

©ACDC Dynamics

STAINLESS STEEL (304) WALL MOUNTING MODULAR ENCLOSURES

Outer finish:	Fine Satin
Protection:	IP66
Chassis Plate:	Galvanised mild steel
Features:	S/S hinges, polyure thane seals lockable
Enclosure:	1.2 & 1.5mm gauge
Door:	1.5 & 2mm gauge
Glass Door:	3mm, 3 layer shatter proof glass
Note:	Chassis plate to be ordered separately

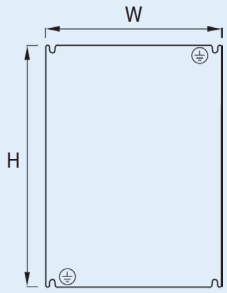



Enclosure H x W x D x Gauge	Plain Door Code	Door Gauge	Glass Door Code	Galv. Chassis Plate		Canopy Code
				Code	H x W x Gauge	
400 x 300 x 200 x 1.2	ML034	1.5mm	MV034	PM034	345 x 250 x 2.5	TP934
500 x 400 x 200 x 1.2	ML045	1.5mm	MV045	PM045	445 x 350 x 2.5	TP945
650 x 500 x 250 x 1.2	ML056	1.5mm	MV056	PM056	595 x 450 x 2.5	TP956
800 x 600 x 250 x 1.5	ML068	2mm	MV068	PM068	745 x 550 x 2.5	TP960
950 x 600 x 300 x 1.5	ML610	2mm	MV610	PM610	895 x 550 x 2.5	TP9610

Enclosure	No. of modules	DIN Cover 350mm high	Inner Frame
ML034	11 + 11	PMF340	*TM034

- Chassis plate to be ordered separately
- Inner frame required when internal DIN and blank covers are used
- DIN covers are supplied with adjustable depth DIN rails
- Covers are supplied with screw locks on both sides
- Inner frames S/S 2mm



Blank cover 300mm

DIN Cover 150mm

DIN Cover 300mm

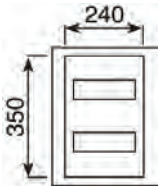

PMC/F340 for enclosure **ML034** only

Enclosure	No. of modules	DIN Cover 150mm high	Total DIN mod / Encl.	Blank Cover 150mm high	DIN Cover 300mm High	Total DIN mod / Encl.	Blank Cover 300mm High	Inner Frame
ML034	11	-	-	-	PMF340	(2 x 11) 22	PMC340	*TM034
ML045	15	PMF415	(2 x 15) 30	PMC415	PMF430	(1 x 15) 15	PMC430	*TM045
ML056	20	PMF515	(3 x 20) 60	PMC515	PMF530	(2 x 20) 40	PMC530	*TM056
ML068	26	PMF615	(4 x 26) 104	PMC615	PMF630	(2 x 26) 52	PMC630	*TM068
ML610	26	PMF615	(6 x 26) 156	PMC615	PMF630	(3 x 26) 78	PMC630	*TM610

*Order frame to install covers separately



304 Stainless Steel Pushbutton Control Station Enclosures IP66

Size H x W x D	Holes	For 22mm Devices	Plain Cover	Chassis Plate
90 x 90 x 85	1	PE01	DE01	–
140 x 90 x 85	2	PE02	DE02	–
140 x 90 x 85	3	PEC03	DE02	–
140 x 90 x 85	4	PEC04	DE02	–
200 x 90 x 85	3	PE03	DE03	P03
200 x 90 x 85	5	PEC05	DE03	P03
200 x 9 0 x 85	6 (3 x 2)	PEC06V	DE03	P03
130 x 150 x 85	4 (2 x 2)	PE04	DE04	P04C06

Chassis plate to be ordered separately

©ACDC Dynamics

STAINLESS STEEL (304) FLOOR STANDING ENCLOSURES IP65

Features

- Outer Finish: Fine Satin
- Chassis Plate: Galvanised Mild Steel, to be ordered separately
- Side panels, removable and bolted, to be ordered separately
- 4 point door closing, twin-comb door lock
- Stainless Steel hinges, polyurethane seals
- Modular design
- Doors supplied with all accessories
- Gland Plate (3pcs) to be ordered separately

Material gauge

1.5mm Side and Back

2mm Frame and Door

NB: **Enclosure supplied without Side Panels, Chassis Plate and Gland Plate: - to be ordered separately.*

*Enclosure Code	Dimensions H x W x D	Chassis Plate		Side Panels x 2	Gland Plate (3pcs)		Plinth 100mm Deep	Assembled Enclosure
		Code	H x W Size		Code	L x D Size		
MX0686K	1827 x 606 x 618	PA0517	1692 x 497	MX86	PCX0606	600 x 600	ZX06106	MX0686-COM
MX0886K	1827 x 806 x 618	PA0717	1692 x 697	MX86	PCX0806	800 x 600	ZX08106	MX0886-COM
MX1086K	1827 x 1006 x 618	PA0917	1692 x 897	MX86	PCX1006	1006 x 600	ZX10106	MX1086-COM

Supplied with front door and outside back plate.

Accessories

Outer Glass Door
MXV0686

Inner Door
CP0618MX

DIN Cover
PMF0620

Blank Cover
PMC0620

Uprights
TM0618MX

Partition Plates
ST686MX

Enclosure Type	Outer Glass Door	Full Inner Door	DIN Covers 200mm H	No. of DIN Modules	Total DIN Modules	Blank Covers		Uprights for DIN & Blank Covers	Partition Plates
						200mm H	400mm H		
MX0686	PA0618MXV	CP0618MX	PMF0620	22	(9 x 22) 192	PMC0620	PMC0640	TM0618MX	ST686MX
MX0886	PA0818MXV	CP0818MX	PMF0820	33	(9 x 33) 297	PMC0820	PMC0840	TM0818MX	ST686MX
MX1086	PA1018MXV	CP1018MX	PMF1020	44	(9 x 44) 396	PMC1020	PMC1040	TM1018MX	ST686MX

GALVANISED EYE BOLTS

MET



Code	SB209333/M8	SB209333/M10	SB209333/M12
Description	10mm length	13mm length	16mm length

©ACDC Dynamics

OK B PRE-ASSEMBLED ENCLOSURE SERIES IP55

Single Glazed Door

Double Glazed Door

Single Plain Door

Double Plain Door

Wireway

Fast assembly to your order
IP65 Available

* Colour: RAL7035 Grey **-G**, RAL2004 Electric Orange **-O**.
** Height excludes 100mm plinth

Floor Standing Enclosures - Single & Double Door Pre-assembled

Supplied with: Depth Adjusting galvanised chassis Plate, Removable Top Panel, Plinth, Galvanised Gland Plate, Side Panels (except Wireway Cubicle), and Rear Panel. Doors have a inner stiffening Frame and 4 x 120° opening hinges, a Double Bar Locking System and a pre-formed Sealing Gasket.

Cabinet with Plain Door

Code	**Size (mm) H x W x D
OKBX1664-*	1600 x 600 x 400
OKBX1684-*	1600 x 800 x 400
OKBX1864-*	1800 x 600 x 400
OKBX1866-*	1800 x 600 x 600
OKBX1886-*	1800 x 800 x 600
OKBX18AS4-*	1800 x 1000 x 400
OKBX18AS6-*	1800 x 1000 x 600
OKBX2064-*	2000 x 600 x 400
OKBX2066*	2000 x 600 x 600
OKBX2086-*	2000 x 800 x 600
OKBX2088-*	2000 x 800 x 800
OKBX20AS4-*	2000 x 1000 x 400
OKBX20AS6-*	2000 x 1000 x 600
OKBX20AS8-*	2000 x 1000 x 800
OKBX2264-*	2200 x 600 x 400
OKBX2266-*	2200 x 600 x 600
OKBX2284-*	2200 x 800 x 400
OKBX2286-*	2200 x 800 x 600
OKBX2288-*	2200 x 800 x 800
OKBX22AS4-*	2200 x 1000 x 400
OKBX22AS6-*	2200 x 1000 x 600
OKBX22AS8-*	2200 x 1000 x 800

Wireway Cubicle

Code	**Size (mm) H x W x D
OKBW2046-*	2000 x 400 x 600
OKBW2048-*	2000 x 400 x 800
OKBW2246-*	2200 x 400 x 600
OKBW2248-*	2200 x 400 x 800

Glazed Door + Inner Door

Code	**Size (mm) H x W x D
OKVX1664-*	1600 x 600 x 400
OKVX1684-*	1600 x 800 x 400
OKVX1864-*	1800 x 600 x 400
OKVX1866-*	1800 x 600 x 600
OKVX1886-*	1800 x 800 x 600
OKVX18A4*	1800 x 1000 x 400
OKVX18A6-*	1800 x 1000 x 600
OKVX2064-*	2000 x 600 x 400
OKVX2066-*	2000 x 600 x 600
OKVX2086-*	2000 x 800 x 600
OKVX2088-*	2000 x 800 x 800
OKVX20A4-*	2000 x 1000 x 400
OKVX20A6-*	2000 x 1000 x 600
OKVX20A8-*	2000 x 1000 x 800
OKVX2264-*	2200 x 600 x 400
OKVX2266-*	2200 x 600 x 600
OKVX22A4-*	2200 x 1000 x 400
OKVX22A6-*	2200 x 1000 x 600
OKVX22A8-*	2200 x 1000 x 800

Double Door with Interlocked Doors

Code	**Size (mm) H x W x D
OKBX18A4-*	1800 x 1000 x 400
OKBX18A6-*	1800 x 1000 x 600
OKBX20A4-*	2000 x 1000 x 400
OKBX20A6-*	2000 x 1000 x 600
OKBX20A8-*	2000 x 1000 x 800
OKBX22A4-*	2200 x 1000 x 400
OKBX22A6-*	2200 x 1000 x 600

Add-ons Accessories

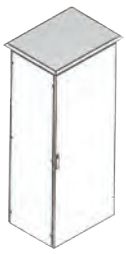

For 19" Racking

Inner Modular Frames		Vertical Partitions		Chassis Filler Plate	Canopy for Stand Alone Enclosures		Full Shelf		Upright Pairs	Swing Frame	Front Frame
Size (mm) H x W	Code	Between Cabinets	Within Cabinets	Code	Code	Size (mm) H x D	Code	Size (mm) W x D	Code	Code	Code
1600 x 400	–	SVSK164	–	FUP168	TPK064*	600 x 400	–	–	–	–	–
1600 x 600	TMK166	–	–	FUP168	TPK066*	600 x 600	SOAK606	600 x 600	–	–	–
1600 x 800	TMK168	–	–	FUP188	TPK068*	600 x 800	SOAK806	800 x 600	–	–	–
1800 x 400	–	SVSK184	SVNK184	FUP188	TPK084*	800 x 400	–	–	–	–	–
1800 x 600	TMK186	SVSK186	SVNK186	FUP188	TPK086*	800 x 600	–	–	STRK180	TRIK188	TREK188
1800 x 800	TMK188	–	–	FUP208	TPK104*	1000 x 400	–	–	–	–	–
2000 x 400	–	SVSK204	SVNK204	FUP208	TPK106*	1000 x 600	SOAK106	1000 x 600	–	–	–
2000 x 600	TMK206	SVSK206	SVNK206	FUP208	TPK108*	1000 x 800	–	–	–	–	–
2000 x 800	TMK208	SVSK208	–	–					STRK200	TRIK208	TREK208
2200 x 600	TMK226	SVSK226	–	–					–	–	–
2200 x 800	TMK228	SVSK228	–	FUP228					STRK220	STRK228	–

* Colour: RAL7035 Grey **-G**, RAL2004 Electric Orange **-O**.

© ACDC Dynamics

MODULAR ENCLOSURE SERIES IP55

OK K Flat-Pack

Single & Multi-door Floor Standing Enclosures. Supplied c/w all assembly fasteners & hardware.

Note: Plinth to be ordered separately

Basic Kit (Frame only)

Code	Size (mm) H x W x D
OKK1664-*	1600 x 600 x 400
OKK1684-*	1600 x 800 x 400
OKK1864-*	1800 x 600 x 400
OKK1866-*	1800 x 600 x 600
OKK1884-*	1800 x 800 x 400
OKK1886-*	1800 x 800 x 600
OKK18A4-*	1800 x 1000 x 400
OKK18A6-*	1800 x 1000 x 600
OKK2046-*	2000 x 400 x 600
OKK2048-*	2000 x 400 x 800
OKK2064-*	2000 x 600 x 400
OKK2066-*	2000 x 600 x 600
OKK2084-*	2000 x 800 x 400
OKK2086-*	2000 x 800 x 600
OKK2088-*	2000 x 800 x 800
OKK20A4-*	2000 x 1000 x 400
OKK20A6-*	2000 x 1000 x 600
OKK20A8-*	2000 x 1000 x 800
OKK2246-*	2200 x 400 x 600
OKK2248-*	2200 x 400 x 800
OKK2264-*	2200 x 600 x 400
OKK2266-*	2200 x 600 x 600
OKK2268-*	2200 x 600 x 800
OKK2284-*	2200 x 800 x 400
OKK2286-*	2200 x 800 x 600
OKK2288-*	2200 x 800 x 800
OKK22A6-*	2200 x 1000 x 600

OK MCC Series

Using the available External modular components allows for quick and easy adaption of the Frame into a Motor Control Center Enclosure.

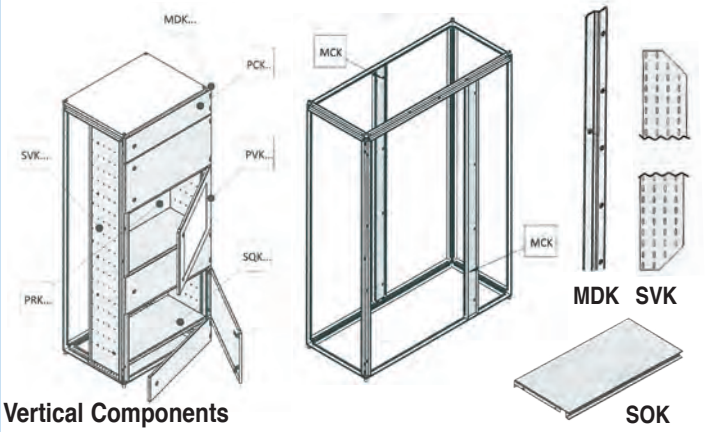

Vertical Components

Column Height 1800mm	2000mm	2200mm	Description
MDK180	MDK200	MDK220	Vertical door rail
SVK182	SVK202	-	Vertical partition c/w Door Tie - 200D
SVK184	SVK204	-	Vertical partition c/w Door Tie - 400D
MCK180	MCK200	-	Intermediate upright
TBK602	TBK802	-	Door Tie

Horizontal Components

Column Width 600mm	800mm	Description
SOK602T	SOK802T	Tray c/w door tie - 200 deep cubicle
SOK604T	SOK804T	Tray c/w door tie - 400 deep cubicle

See order information for doors, side panels and plinth requirements.

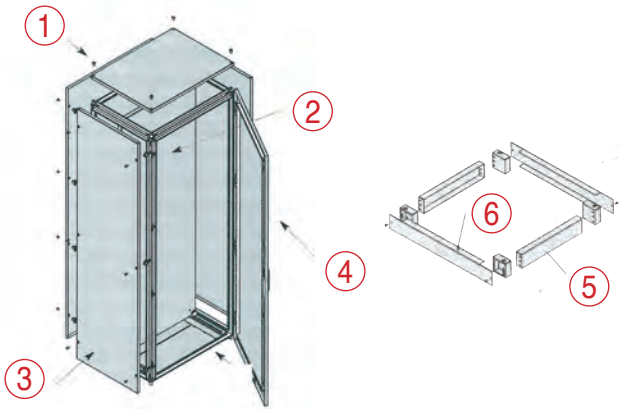

Doors & Chassis Plates - Locks to be ordered separately



Cubicle Height	Blind Door 600mm	Blind Door 800mm	Glazed Door 600mm	Glazed Door 800mm	Chassis Plate 600mm	Chassis Plate 800mm
200mm	PCK602**	PCK802**	-	-	PRK602	PRK802
300mm	PCK603**	PCK803**	-	-	PRK603	PRK803
400mm	PCK604**	PCK804**	-	-	PRK604	PRK804
600mm	PCK606**	PCK806**	PVK606*	PVK806*	PRK606	PRK806
800mm	PCK608**	PCK808**	PVK610*	PVK810*	PRK608	PRK808
1000mm	PCK610**	PCK810**	-	-	PRK610	PRK810

Size (mm)	1 Rear Panel Code	2 Chassis Plate Code	3 Side Panel Code	4 Single Door Code	4 Glazed Door Code	4 Inner Door Code	4 Double Door Code
1600 x 400	—	—	DLK164-*	—	—	—	—
1600 x 600	RPE166-*	PNA166	—	DBE166*	DTE166-*	DBI166-*	—
1600 x 800	RPE168-*	PNA168	—	DBE168*	DTE168-*	DBI168-*	—
1800 x 400	—	—	DLK184-*	—	—	—	—
1800 x 600	RPE186-*	PNA186	DLK186-*	DBE186*	DTE186-*	DBI186-*	—
1800 x 800	RPE188-*	PNA188	—	DBE188*	DTE188-*	DBI188-*	—
1800 x 1000	RPE18A-*	PNA18A	—	DBE18A*	DTE18A-*	DBI18A-*	DBE18A2-*
2000 x 400	RPE204-*	—	DLK204-*	DBE204*	—	—	—
2000 x 600	RPE206-*	PNA206	DLK206-*	DBE206*	DTE206-*	DBI206-*	—
2000 x 800	RPE208-*	PNA208	DLK208-*	DBE208*	DTE208-*	DBI208-*	—
2000 x 1000	RPE20A-*	PNA20A	—	DBE20A*	DTE20A-*	DBI20A-*	DBE20A2-*
2200 x 400	RPE224-*	—	DLK224-*	DBE224*	—	—	—
2200 x 600	RPE226-*	PNA226	DLK226-*	DBE226*	DTE226-*	DBI226-*	—
2200 x 800	RPE228-*	PNA228	DLK228-*	DBE228*	DTE228-*	DBI228-*	—
2200 x 1000	RPE22A-*	PNA22A	—	DBE22A-*	DTE22A-*	DBI22A-*	DBE22A2-*

5 Plinth Set Side Flanges

Code	Size (mm) Depth
FLK14	400
FLK16	600
FLK18	800
FLK20	1000

6 Plinth Set Front/Rear

Code	Size (mm) Width
ZAK041	400
ZAK061	600
ZAK081	800
ZAK0A1	1000

* For upper most door, add **U** to code. For lower door, add **L**.

* Colour: RAL7035 Grey **-G**, RAL2004 Electric Orange **-O**.

©ACDC Dynamics

OK MODULAR DISTRIBUTION ENCLOSURES

Distribution Board Components

- Add components to basic kit and **TMK** modular frame



Dimensions H x W	Plain Covers		DIN Covers		
	Lift Off 4 Screws	Hinged - 2 Screws + 2 Hinges	Lift Off 4 Screws	Hinged 2 Screws + 2 Hinges	DIN Width
200 x 600	CPY560-G	CPY560C-G	CPZ5422-G	CPZ5422C-G	24M
200 x 800	CPY860-G	CPY860C-G	CPZ8422-G	CPZ8422C-G	36M
400 x 600	CPK561-G	CPK561C-G	-	-	-
400 x 800	CPK861-G	CPK861C-G	-	-	-
600 x 600	CPT560-G	CPT560C-G	-	Covers finished in RAL7035 Grey as standard	
600 x 800	CPT860-G	CPT860C-G	-		

Blanking Plates for 19" Racking

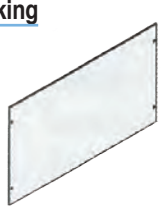

Code	Height
PHE010	1U - 44mm
PHE020	2U - 88mm
PHE030	3U - 133mm
PHE050	5U - 222mm

Plates finished in RAL7035 Grey as standard

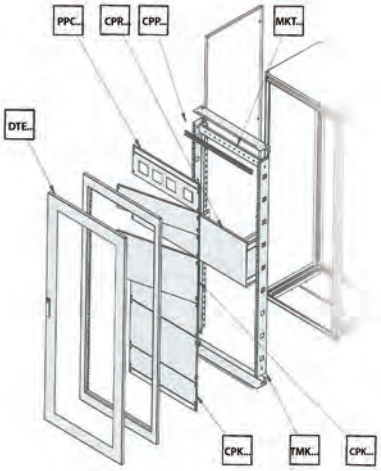

Inner Mounting Profiles

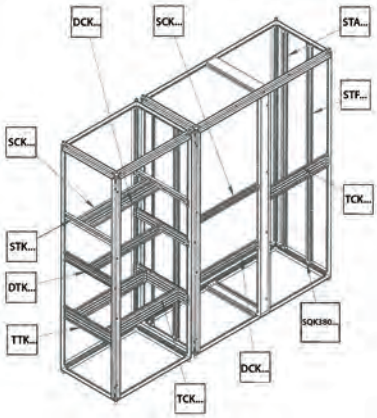

Enclosure Dimension	Single Slot 45mm	Double Slot 70mm	Triple Slot 100mm
Flanged Profiles			
400D	STK445	DTK475	TTK410
500D	STK545	DTK575	TTK510
600D	STK645	DTK675	TTK610
800D	STK845	DTK875	TTK810
1000D	STKA45	DTKA75	TTKA10
Butt End Profiles			
400W	SCK407	-	-
600W	SCK607	DCK607	TCK601
800W	SCK807	DCK807	TCK801
1000W	-	DCKA07	-

Distribution Board Accessories

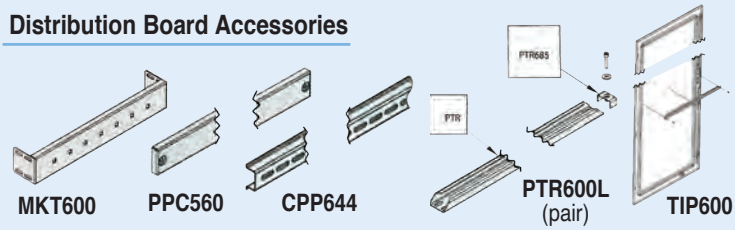

Code 600 Width	Code 800 Width	Description
MKT600	MKT800	DIN Rail Support Kit
PPC560	PPC860	50mm compensation panel
CPP644	CPP844	Heavy Duty DIN rail (15mm deep)
PTR600L	PTR800L	Transformer support, 600=250kg, 800=190kg
TIP600	TIP800	Inner door profile
-	LIP800	Inner foldaway desk for doors (No cut-out)
-	CSTK70	Door Mounted Foldaway Desk (cut-out: 492 x 290mm)

Universal Profiles

Code	Description
STA200	Angle Profile, 2m length
STF200	U Profile, 2m length

Structural Components

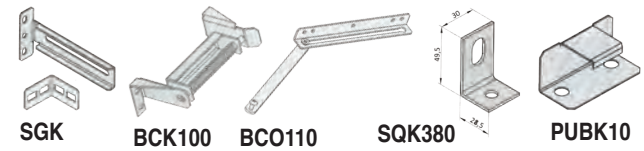

Code For all Widths	Description
SGK	Adj mounting kit for 1 x DIN rail
DGM600	M6 cage nut (per 100)
DGM800	M8 cage nut (per 100)
DGM900	M6 external cage nut (per 100)
DGM908	M8 external cage nut (per 100)
BCK100	Mechanical door interlock (between doors)
BCO110	Door restraint, holds at 90 and 120°
SQK380	Angle bracket
APK110	Backspacing kit for chassis plate
UTK700	Baying kit (binding two adjacent columns)
PUBK10-*	Base filler, must be installed with baying kit
TPP040-*	Top Panel Filler Plate 400D
TPP060-*	Top Panel Filler Plate 600D
TPP080-*	Top Panel Filler Plate 800D

Modular DB Chassis Plates - Adj Depth

CPR

600 Width Code	600 Width W x H	800 Width Code	800 Width W x H
CPR602	425 x 194	CPR802	625 x 194
CPR603	425 x 294	CPR803	625 x 294
CPR604	425 x 394	CPR804	625 x 394
CPR605	425 x 494	CPR805	625 x 494
CPR606	425 x 594	CPR806	625 x 594

Top Busbar/Cable/Ventilation Compartment

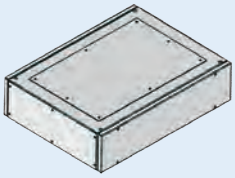

CCTK

Dimensions W x D x H	Compartment Kit	Side Plates (pair)
400 x 600 x 200	CCTK462*	-
400 x 800 x 200	CCTK482*	-
600 x 600 x 200	CCTK662*	CCTK600/F*
600 x 800 x 200	CCTK682*	CCTK800/F*
800 x 600 x 200	CCTK862*	CCTK600/F*
800 x 800 x 200	CCTK882*	CCTK800/F*
1000 x 600 x 200	CCTKA62*	CCTK600/F*

* Colour: RAL7035 Grey **-G**, RAL2004 Electric Orange **-O**.

©ACDC Dynamics

CORROSION RESISTANT ENCLOSURES IP66

Material: SMC (Sheet Moulding Compound)

Includes SMC Chassis Plate.

Expected UV Life : 25 years (Direct Exposure)

Glow Wire Capability : 960° / UL94 VO

For Environment : Indoor/Outdoor

SMC Enclosures

Code	Size (mm) H x W x D
ALL-3-O	350 x 250 x 200
ALL-4-O	400 x 300 x 200
ALL-5-O	500 x 350 x 200
ALL-6-O	600 x 400 x 200
ALL-7.1-L-O	709 x 828 x 287
ALL-7.1-P-O	828 x 709 x 287

DOUBLE DOOR STEEL ENCLOSURES

- c/w 2mm white Mounting Plate
- 2 x Gland Plates
- Textured Finish

Double Door Type - STD Series IP54

Code	Size (mm) H x W x D	Panel Gauge
STD8-625-*	600 x 800 x 250	1.2m
STD10-630-*	600 x 1000 x 300	1.5m
STD12-630-*	600 x 1200 x 300	1.5m
STD12-830-*	800 x 1200 x 300	1.5m
STD10-1030-*	1000 x 1000 x 300	1.5m
STD10-1230-*	1200 x 1000 x 300	1.5m
STD12-1230-*	1200 x 1200 x 300	1.5m
STD10-1430-*	1400 x 1000 x 300	1.5m

* Add colour to code: ● **G** (Grey), ● **O** (Orange)

MB ENCLOSURE ACCESSORIES

Louvre

Gland Plate c/w Gasket and screws

Code Louvre	Code Gland Plate	Size (LxW) mm	Holes	For Panel Type
-	MB-GP-0-*	140 x 58	4 x Ø5	MB-2520D140
GP-1-*	MB-GP-1-*	207 x 89	6 x Ø5	MB-2525D140, MB-3025D200
GP-2-*	MB-GP-2-*	243 x 89	8 x Ø5	MB-3030D200, MB-4030D200, MB-4040D200, MB-5040D200
GP-3-*	MB-GP-3-*	344 x 89	10 x Ø5	-
GP-4-*	MB-GP-4-*	344 x 137	10 x Ø5	MB-6040D260, MB-6060D260, MB-7050D260, MB-8060D260, MB-8060D320, MB-8080D320, MB-1060D320, MB-1080D320, MB-1280D320

*Add colour to code: ● **G** *(Grey)*, ● **O** *(Orange)*

MB-HINGE-1

MB-FC120-O

KEY-P6

NB111

MB-HINGE-2

MB-PLUG/10

MB-STOPPER

Accessories - For MB boxes page 656

Code	Description
MB-HINGE-1	Spare Hinge for encl. up to 500mm(H)
MB-HINGE-2	Spare Hinge for encl. 600mm(H) and above
MB-PLUG/10	Spare Plug for hinge mounting holes
KEY-P6	Spare Polycarbonate 6mm² key
MB-STOPPER	Stoppers for mounting holes / 4 pcs.
NB111	Mounting Bracket Set, Orange
NB111-G	Mounting Bracket Set, Grey
MB-FC120-*	Fan Cowl for **MB-XF** Enclosures

* Add colour to code: ● **G** (Grey), ● **O** (Orange)

Panel locks to fit MB-Box's

24.5mm Panel mount

Code	MB-LOCK-*	MB-KEYLOCK-*	MB-WINGLOCK-*	MB-DINLOCK2-*	MB-DINLOCK3
Description	■8mm square	c/w 2 x keys	For easy operation c/w Matching key	DIN Plastic body and tongue with die-cast mechanism	DIN Steel body and tongue



*Add colour to code: ● **GR** *(Grey)*, ● **BK** *(Black)*

©ACDC Dynamics

MB STEEL ENCLOSURES WALL MOUNTING IP65

AC/DC Enclosures – Strong and beautifully finished IP65

• 6mm² catches (25mm Ø mounting) • Concealed hinges • Removable gasketed gland plate • Chassis plate • Seamless door gasket
• Reversable door (can hinge on LHS or RHS) • Earth studs. Supplied with accessory kit which includes mounting brackets.

Fan Cowl

Now also available in Red.

Glass Door Available in Orange or Grey only

Accessories on Page: 21.13

Enclosure (mm) H x W x D	Box with Metal Door	Box with Glass Door Orange & Grey Only	Box with Fan Cut Out Orange Only	Door Gauge	Mass	Pole Mounting Kit
250 x 200 x 140	MB-2520D140-*	–	–	1mm	3kg	MBPK-20
300 x 250 x 200	MB-3025D200-*	MW-3025D200-*	–	1mm	5kg	MBPK-25
400 x 300 x 200	MB-4030D200-*	MW-4030D200-*	–	1.2mm	6kg	MBPK-30
400 x 600 x 200	MB-4060D200-*	–	–	1.5mm	14kg	MBPK-60
500 x 400 x 200	MB-5040D200-*	MW-5040D200-*	–	1.5mm	11kg	MBPK-40
600 x 400 x 260	MB-6040D260-*	MW-6040D260-*	–	1.5mm	14kg	MBPK-40
600 x 400 x 320	–	–	MB-6040D320XF-O	1.5mm	16kg	MBPK-40
700 x 500 x 260	MB-7050D260-*	MW-7050D260-*	–	1.5mm	20kg	MBPK-50
700 x 500 x 320	–	–	MB-7050D320XF-O	1.5mm	22kg	MBPK-50
800 x 600 x 260	MB-8060D260-*	MW-8060D260-*	–	1.5mm	27kg	MBPK-60
800 x 600 x 320	MB-8060D320-*	MW-8060D320-*	MB-8060D320XF-O	1.5mm	29kg	MBPK-60
1000 x 600 x 320	MB-1060D320-*	MW-1060D320-*	MB-1060D320XF-O	1.5mm*	35kg	MBPK-60
1000 x 800 x 320	MB-1080D320-*	MW-1080D320-*	MB-1080D320XF-O	1.5mm*	46kg	MBPK-80
1200 x 800 x 320	MB-1280D320-*	MW-1280D320-*	MB-1280D320XF-O	1.5mm*	52kg	MBPK-80

*Add colour to code: ● **O** *(Electric Orange (RAL2004))*, ● **R** *(Red (RAL3020))*, ● **G** *(Grey (RAL-7032))* *Stiffening Lines in Door

Accessories

See Page 655 for Panel Locks and Hinges

Enclosure H x W	Spare Metal Door	Spare Glass Door	Canopy	Inner Door Kit (white)	Chassis	MCB Distribution Module	No. of Way
250 x 200	MB-D2520-*	–	CNP-2014-*	MB-ID2520	MB-P2520	–	–
300 x 250	MB-D3025-*	–	CNP-2520-*	MB-ID3025	MB-P3025	MC3025D20R2	(18) 9 x 2
400 x 300	MB-D4030-*	MW-D4030-*	CNP-3020-*	MB-ID4030	MB-P4030	MC4030D20R2	(24) 12 x 2
500 x 400	MB-D5040-*	MW-D5040-*	CNP-4020-*	MB-ID5040	MB-P5040	MC5040D20R3	(48) 16 x 3
600 x 400	MB-D6040-*	MW-D6040-*	CNP-4026-*	MB-ID6040	MB-P6040	MC6040D26R4	(64) 16 x 4
700 x 500	MB-D7050-*	MW-D7050-*	CNP-5026-*	MB-ID7050	MB-P7050	MC7050D26R4	(88) 22 x 4
800 x 600	MB-D8060-*	MW-D8060-*	CNP-6026-*	MB-ID8060	MB-P8060	MC8060D26R5	(135) 27 x 5
1000 x 600	MB-D1060-*	MW-D1060-*	CNP-6032-*	MB-ID1060	MB-P1060	MC1060D32R6	(162) 27 x 6
1000 x 800	MB-D1080-*	MW-D1080-*	CNP-8032-*	MB-ID1080	MB-P1080	MC1080D32R6	(228) 38 x 6
1200 x 800	MB-D1280-*	MW-D1280-*	CNP-8032-*	MB-ID1280	MB-P1280	MC1280D32R7	(266) 38 x 7

*Add colour to code: ● **O** *(Electric Orange (RAL2004))*, ● **R** *(Red (RAL3020))*, ● **G** *(Grey (RAL-7032))*

MB Square Enclosures

Enclosure (mm) H x W x D	Enclosure Code Orange RAL2004	Enclosure Code Grey RAL7032	Door Gauge	Spare Door	Spare Chassis	Pole Mounting Kit
250 x 250 x 140	MB-2525D140-O	MB-2525D140-G	1.0mm	MB-D2525-*	MP-P2525	MBPK-25
300 x 300 x 200	MB-3030D200-O	MB-3030D200-G	1.2mm	MB-D3030-*	MP-P3030	MBPK-30
400 x 400 x 200	MB-4040D200-O	MB-4040D200-G	1.5mm	MB-D4040-*	MP-P4040	MBPK-40
600 x 600 x 260	MB-6060D260-O	MB-6060D260-G	1.5mm	MB-D6060-*	MP-P6060	MBPK-60
800 x 800 x 320	MB-8080D320-O	MB-8080D320-G	1.5mm*	MB-D8080-*	MP-P8080	MBPK-80

*Add colour to code: ● **O** *(Electric Orange (RAL2004))*, ● **G** *(Grey (RAL-7032))* *Stiffening lines in door

©ACDC Dynamics

MEGA STAINLESS STEEL WALL MOUNTING ENCLOSURES (3CR12)

1.6mm Stainless Steel, finished in 60 micron polyester texture coated for high resistance to aggresive environments. ***Mounting Brackets to be ordered separately.***

Enclosure H x W x D	Glass Door(1) 3CR12		View	Plain Door(1)				Canopy(1) 3CR12	Inner Door Kit Mild Steel (White)	Spare Chassis Mild Steel(2)
				3CR12		304(4)	316(4)			
	IP55	IP65(3)		IP55	IP65(3)	IP65(3)	IP65(3)			
350 x 250 x 170	–	–	–	ME551	ME651	ME3041	ME3161	212-2084	–	ME-32
400 x 300 x 220	ME552GD	ME652GD	280 x 130	ME552	ME652	ME3042	ME3162	212-2085	–	ME-43
500 x 400 x 220	ME553GD	ME653GD	380 x 220	ME553	ME653	ME3043	ME3163	212-2087	MEID-3	ME-54
600 x 400 x 220	ME554GD	ME654GD	470 x 220	ME554	ME654	ME3044	ME3164	212-2087	MEID-4	ME-64
600 x 500 x 220	ME555GD	ME655GD	470 x 320	ME555	ME655	ME3045	ME3165	212-2114	MEID-5	ME-65
700 x 600 x 270	ME556GD	ME656GD	570 x 420	ME556	ME656	ME3046	ME3166	212-2116	MEID-6	ME-76
800 x 600 x 270	ME557GD	ME657GD	670 x 420	ME557	ME657	ME3047	ME3167	212-2116	MEID-7	ME-86
900 x 700 x 320	ME558GD	ME658GD	770 x 520	ME558	ME658	ME3048	ME3168	212-2118	MEID-8	ME-97
1000 x 800 x 320	ME559GD	ME659GD	870 x 620	ME559	ME659	ME3049	ME3169	212-2119	MEID-9	ME-108

(1) Codes are for Electric Orange (B26). For RAL 7032 Grey, add suffix '**G**'.
(2) Dimensions: Height = enclosure – 70. Width = enclosure – 70.
(3) IP65 – with removable gasketed gland plate.
(4) For brush finish (extra cost) add suffix '**B**'.

Accessories

212-0619	Set of 4 304 ST/ST wall mounting brackets
ME*-200-0684	Pole mounting kit *Add size (**1-9**)

FLOOR STANDING ENCLOSURES



CB-864-4

IP55, *2mm mild steel with 3 fixed sides, plain rigid door, bottom entry*

Code B26 Orange	Code RAL7032 Grey	Canopy(1)	Inner Door	Enclosure Dimensions			Chassis Dimensions
				Height*	Width	Depth	
CB-664-4	CB-664-4G	CBCA-664	CBID-664	1675	600	400	1455 x 490
CB-684-4	CB-684-4G	CBCA-684	CBID-684	1675	800	400	1455 x 690
CB-764-4	CB-764-4G	CBCA-764	CBID-764	1938	600	400	1718 x 490
CB-786-4	CB-786-4G	CBCA-786	CBID-786	1938	800	600	1718 x 690
CB-864-4	CB-864-4G	CBCA-864	CBID-864	2100	600	400	1980 x 490
CB-886-4	CB-886-4G	CBCA-886	CBID-886	2100	800	600	1980 x 690

*Height includes 100mm plinth

Optional Extras: Glass Door, Inner Door, Louvres, Side Mounting Chassis Plates.

(1) Codes are for Electric Orange (B26). For RAL 7032 Grey, add suffix '**G**'

Includes

- 100mm plinth
- Adjustable depth chassis plate
- Removable bottom entry gland plate
- 6mm Sq key with 3 point lock

CONTROL DESKS

IP55, *2mm mild steel, top, front and bottom entry. Supplied complete with split gland plate, chassis plate and 100mm plinth*

Code B26 Orange	Code RAL7032 Grey	Enclosure Dimensions			Desktop Width	Angle	Lower Door(s)
		Height*	Width	Depth			
CD-6	CD-6G	1000	600	480	505	20°	1
CD-9	CD-9G	1000	900	480	505	20°	1
CD-12	CD-12G	1000	1200	480	505	20°	1

*Excluding 100mm plinth

©ACDC Dynamics

STEEL ENCLOSURES WALL MOUNTING

Perano Mild Steel Wall Mounting Enclosures – Dust and Splash Proof IP55

Quality door seal

Series 200 IP55
Supplied complete with chassis plate and 6mm sq. drive lock.
Mounting Brackets to be ordered separately.

Series 100 IP55 – with removeable gland plate
Supplied complete with chassis plate and 6mm sq. drive lock.
Mounting Brackets to be ordered separately.

Enclosure H x W x D	Plain Door		Glass Door		320mm Deep[1] Electric Orange		Plain Door		Glass Door		Mass[3]
	Electric Orange	RAL 7032 Grey	Electric Orange	RAL 7032 Grey	Plain	Fan[2]	Electric Orange	RAL 7032 Grey	Electric Orange	RAL 7032 Grey	
175 x 250 x 170	HE200	HE200G	–	–	–	–	–	–	–	–	3.5kg
350 x 250 x 170	HE201	HE201G	–	–	–	–	HE101	HE101G	–	–	7kg
450 x 300 x 220	HE202	HE202G	HE202/GD	HE202/GDG	–	–	HE102	HE102G	HE102GD	HE102GDG	11kg
550 x 400 x 220	HE203	HE203G	HE203/GD	HE203/GDG	–	–	HE103	HE103G	HE103GD	HE103GDG	16kg
650 x 450 x 270	HE204	HE204G	HE204/GD	HE204/GDG	HE204X	HE204XF	HE104	HE104G	HE104GD	HE104GDG	21kg
750 x 550 x 270	HE205	HE205G	HE205/GD	HE205/GDG	HE205X	HE205XF	HE105	HE105G	HE105GD	HE105GDG	28kg
950 x 700 x 270	HE206	HE206G	HE206/GD	HE206/GDG	HE206X	HE206XF	HE106	HE106G	HE106GD	HE106GDG	41kg
1150 x 850 x 270	HE207	HE207G	HE207/GD	HE207/GDG	HE207X	HE207XF	HE107	HE107G	HE107GD	HE107GDG	57kg

(1)Not compatible with standard canopy and inner door kit. (2)Supplied with 2 cutouts in each side wall for 120x120 fans
(3)Valid for standard depth enclosures, 200 and 100 Series

Accessories

Enclosure Type	Plain Door [1]	Safety Door Glass [1]	Glass View	Canopy [1]	Inner Door Kit (white)	Chassis		Pole Mounting Kit (glavanised)
						Code	Size	
200	HEDR-00	–	–	HECA-01	–	HECH-00	115 x 190	–
101/201	HEDR-01	–	–	HECA-01	–	HECH-01	190 x 290	MBPK-20
102/202	HEDR-02	HEGD-02	314 x 129	HECA-02	HEID-02	HECH-02	240 x 390	MBPK-25
103/203	HEDR-03	HEGD-03	364 x 214	HECA-03	HEID-03	HECH-03	340 x 490	MBPK-35
104/204	HEDR-04	HEGD-04	464 x 264	HECA-04	HEID-04	HECH-04	390 x 590	MBPK-40
105/205	HEDR-05	HEGD-05	564 x 364	HECA-05	HEID-05	HECH-05	490 x 690	MBPK-50
106/206	HEDR-06	HEGD-06	764 x 514	HECA-06	HEID-06	HECH-06	640 x 890	MBPK-65
107/207	HEDR-07	HEGD-07	964 x 664	HECA-07	HEID-07	HECH-07	790 x 1090	MBPK-80

(1) Order Codes are for Electric Orange (B26). For RAL7032 Grey, add suffix '**G**'.

Mounting Accessories

Code	Description
HE111	Wall mounting brackets (set of 4). Galvanised. Fits all **HE** enclosures
212-0619	Wall mounting brackets (set of 4). Stainless Steel 304

©ACDC Dynamics

DISTRIBUTION BOARDS FOR 13mm MINI BREAKERS

13mm MCB Economy Type Distribution Boards IP40

White Plastic front. Smokey lid.c/w Earth & Neutral bar.



For 13mm Mini C/B

Flush Code	Size (mm) H x W x D	No of Ways	Surface Code	Size (mm) H x W x D	No of Ways
FDBESAM-11	222 x 207 x 87	11	SDBESAM-11	200 x 184 x 95	11
FDBESAM-16	222 x 279 x 87	16	SDBESAM-16	200 x 256 x 95	16
FDBESAM-20	222 x 334 x 87	20	SDBESAM-20	200 x 312 x 95	20
FDBESAM-24	251 x 398 x 94	24	SDBESAM-24	200 x 365 x 95	24
FDBESAM-32	345 x 300 x 93	32 (2 x 16)	SDBESAM-32	327 x 271 x 97	32 (2 x 16)
FDBESAM-48	505 x 308 x 93	48 (2 x 24)	SDBESAM-48	462 x 271 x 100	48 (3 x 16)
Steel adjustable inner tray			Non adjustable		



Indoor Steel 13mm MCB Distribution Boards – Surface Mount (white) - IP40

For 13mm Mini Breakers only. Supplied c/w earth and neutral bars.

SAM-116
IP40

For 13mm Mini C/B

With Door Code	Size (mm) H x W x D	No of Modules	Without Door Code	Size (mm) H x W x D	No of Modules
NEW SAM-112	325 x 325 x 150	12	NEW ESAM-108	252 x 206 x 60	8
SAM-116	335 x 398 x 150	16	ESAM-112	240 x 248 x 68	12
SAM-123	335 x 465 x 150	23	ESAM-116	240 x 300 x 68	16
SAM-131	335 x 590 x 150	31	ESAM-125	240 x 405 x 68	25
SAM-222	538 x 440 x 150	44 (2 x 22)	ESAM-216	450 x 300 x 68	32 (2 x 16)
SAM-322	748 x 440 x 150	66 (3 x 22)			

ESAM

SAM-BLANK-WH

SAM-NB

Accessories

Code	Description
SAM-BLANK-WH	4½ Way 13mm mini rail blanks, white
SAM-BLANK-BK	4½ Way 13mm mini rail blanks, black
SAM-NB	Neutral bar clip-in to rail. Accommodates 16mm² x 2.5mm² x 7

Indoor Steel 13mm MCB Distribution Boards – Flush Mount (white) - IP40

For 13mm Mini Breakers only.
Supplied with adjustable galvanised wall tray (8-Way Not Adjustable)
c/w earth and neutral bars.

FSAM-222
IP40

For 13mm Mini C/B

With Door Code	Size (mm) H x W x D	No of Modules	Without Door Code	Size (mm) H x W x D	No of Modules
NEW FSAM-112	380 x 380 x 120	12	NEW EFSAM-108	250 x 200 x 80	8
FSAM-116	404 x 437 x 120	16	EFSAM-112	300 x 294 x 80	12
FSAM-123	404 x 526 x 120	23	EFSAM-116	300 x 348 x 80	16
FSAM-131	404 x 633 x 120	31	EFSAM-125	300 x 454 x 80	25
FSAM-222	614 x 508 x 120	44 (2 x 22)	EFSAM-216	500 x 348 x 80	32 (2 x 16)
FSAM-322	824 x 508 x 120	66 (3 x 22)			

EFSAM

Accessories

Code	Description
SAM-BLANK-WH	4½ Way 13mm mini rail blanks, white
SAM-BLANK-BK	4½ Way 13mm mini rail blanks, black
SAM-NB	Neutral bar clip-in to rail. Accommodates 16mm² x 2.5mm² x 7

Closed

Open

Eave Boxes IP40 for 13mm MCB

- Padlockable top hinge
- Galvanised material
- Painted grey

Code	No. of Way	Size (mm) H x W x D
SAMEAB-6	6	240 x 155 x 120
SAMEAB-9	9	240 x 194 x 120

©ACDC Dynamics

DOMESTIC DISTRIBUTION BOARDS FOR DIN BREAKERS

NEW

Grey lid

For DIN Breakers

DIN Economy Type Distribution Board

White. Plastic front cover. c/w earth & neutral bar.

Flush Code	Size (mm) H x W x D	No. of Ways DIN	*Surface Code	Size (mm) H x W x D	No. of Ways DIN
FDBEDIN-4*	135 x 222 x 85	4	SDBEDIN-4*	220 x 135 x 107	4
FDBEDIN-6*	171 x 222 x 85	6	SDBEDIN-6*	220 x 171 x 107	6
FDBEDIN-8*	222 x 207 x 87	8	SDBEDIN-8*	220 x 208 x 107	8
FDBEDIN-12*	222 x 279 x 87	12	SDBEDIN-12*	220 x 297 x 107	12
FDBEDIN-15*	222 x 334 x 87	15	SDBEDIN-15*	220 x 350 x 107	15
FDBEDIN-18*	251 x 398 x 94	18	SDBEDIN-18*	250 x 400 x 107	18
FDBEDIN-24*	345 x 300 x 93	24 (2 x 12)	SDBEDIN-24*	345 x 298 x 107	24 (2 x 12)
FDBEDIN-36*	484 x 300 x 93	36 (3 x 12)	SDBEDIN-36*	370 x 406 x 107	36 (3 x 12)
Steel adjustable inner tray			Non adjustable - All Plastic		

*Add **-GR** to code for Grey Lid, e.g. **FDBEDIN-12-GR**

NEW

Grey lid

INDOOR STEEL DISTRIBUTION BOARDS

Indoor Steel DIN Distribution Boards – Surface Mount

For DIN Breakers only. Supplied c/w earth and neutral bars. **IP44** with door

SDB-216

With Door Code	Size (mm) H x W x D	No of Modules	Without Door Code	Size (mm) H x W x D	No of Modules
SDB-112	335 x 398 x 150	12	ESDB-19	240 x 248 x 70	9
SDB-117	335 x 465 x 150	17	ESDB-112	240 x 300 x 70	12
SDB-123	335 x 590 x 150	23	ESDB-118	240 x 405 x 70	18
SDB-216	538 x 440 x 150	32 (2 x 16)	ESDB-212	450 x 300 70	24 (2 x 12)
SDB-316	748 x 440 x 150	48 (3 x 16)	SP-FB100	5½ way DIN Blanks	

ESDB-112

Indoor Steel DIN Distribution Boards – Flush Mount (white). *For DIN Breakers only*

Supplied with adjustable galvanised wall tray. Supplied c/w earth and neutral bars. **IP44** with door

FDB-316

With Door Code	Size (mm) H x W x D	No of Modules	Without Door Code	Size (mm) H x W x D	No of Modules
FDB-112	404 x 437 x 120	12	EFDB-19	300 x 294 x 80	9
FDB-117	404 x 526 x 120	17	EFDB-112	300 x 348 x 80	12
FDB-123	404 x 633 x 120	23	EFDB-118	300 x 454 x 80	18
FDB-216	614 x 508 x 120	32 (2 x 16)	EFDB-212	500 x 348 x 80	24 (2 x 12)
FDB-316	824 x 508 x 120	48 (3 x 16)			

EFDB-112

For DIN Breakers

Accessories

Code	Description
SP-FB100	5½ way DIN Blanks
GW40423	4½ way DIN Blanks
SP-FBD1M	1 x Module Rail Mount Dummy

SP-FB100

GW40423

SP-FBD1M

Closed

Open

Eave Boxes **IP40** for DIN breakers

Padlockable top hinge, galvanised material then painted grey

Code DIN Type	No. of Way	Size (mm) H x W x D
EAB-5	5	216 x 158 x 120
EAB-9	9	216 x 230 x 120

For additional panel keys see page 524

©ACDC Dynamics

DISTRIBUTION BOARDS FOR DIN BREAKERS

White Surface Mounting Modular Distribution Boards DIN Rail

SM Series	Code	Size H x W x D	No. of Ways DIN
	XPED-SM-1	130 x 34 x 60	1
	XPED-SM-2	130 x 52 x 60	2
	XPED-SM-4	130 x 87 x 60	4
	XPED-SM-6	160 x 125 x 60	6
	XPED-SM-8	160 x 160 x 60	8
	XPED-SM-12	160 x 260 x 60	12

Ready Boards for use with 3 x 3 Devices - empty
For complete boards, see below.

Code	Size H x W x D	No. of Modules DIN	No. of 3 x 3 Devices
CEK4-6S2	310 x 220 x 85mm	6	2
CEK4-6S4	210 x 388 x 90mm	6	4

CEK4-6S2

CEK4-6S4

READY BOARDS FOR 3 x 3 DEVICES

RB-334

RB-332

RB-334A

RB-332A

Ready Boards RB-332

- 1x 15A Switched Socket oulet
- 1x 16A SP On/Off Switch
- 1x 40A DP Earth Leakage
- 1x 20A SP Circuit breaker (Plug)
- 1x 10A SP Circuit breaker (Switch)

Ready Boards RB-334

- 3x 15A Switched Socket outlets
- 1x 16A SP On/Off Switch
- 1x 63A DP Earth Leakage
- 2x 20A SP Circuit breaker (Plugs)
- 1x 10A SP Circuit breaker (Lights)

Code	Size (mm) H x W x D	Description
RB-332	310 x 220 x 85	No Bulkhead, with 40A DP earth leakage
RB-334	210 x 388 x 90	No Bulkhead, with 63A DP earth leakage
RB-332A	415 x 220 x 85	With Bulkhead, no lamp with 40A DP earth leakage
RB-334A	210 x 493 x 85	With Bulkhead, no lamp with 63A DP earth leakage

NEW

ALL PLASTIC DISTRIBUTION BOARDS FOR DIN BREAKERS

1AB

2AB

Low Profile Flush Mounting - Supplied complete with neutral & earth bar and DIN rail, self-adhesive circuit indentification sheet & labels

Code	Size (mm) H x W x D	No. of Ways DIN
EF62012-1AB	275 x 361 x 124	12
EF62024-2AB	400 x 361 x 124	24 (2x12)
EF62032-2AB	400 x 505 x 124	32(2x16)
EF62048-2AB	400 x 577 x 124	48(2x24)

Accessories

Code	Description
EF60907	Fibre Optical Terminal Box

NEW

WATERPROOF WINDOWS FOR ELECTRICAL ENCLOSURES IP67 IK09

Code	No. of Ways	Dimensions (mm) H x W x D
LWHFSC-2	2	101 x 57 x 28
LWHFSC-4	4	101 x 93 x 28
LWHFSC-6	6	101 x 124 x 28
LWHFSC-8	8	101 x 160 x 28
LWHFSC-12	12	101 x 232 x 28
LWHFSC-16	16	101 x 304 x 28
LWHFSC-18	18	101 x 340 x 28

©ACDC Dynamics

INDUSTRIAL STEEL SURFACE DISTRIBUTION BOARDS

SM6

SMD6

Single Door (For DIN Breakers only) **IP54**

Code	No. of Way	Size (mm) H x W x D
SM6-16*	(16) 1 x 16	400 x 410 x 230
SM6-24*	(24) 2 x 12	700 x 350 x 230
SM6-36*	(36) 3 x 12	900 x 350 x 230
SM6-48*	(48) 3 x 16	900 x 410 x 230
SM6-72*	(72) 3 x 24	900 x 540 x 230
SM6-96*	(96) 4 x 24	1100 x 540 x 230
SM6-120*	(120) 4 x 30	1100 x 650 x 230

*Order Code for B22 Electric Orange, for RAL7032 Grey add "**G**"

Double Door (For DIN Breakers and main breaker) **IP54**

Code	No. of Way	Main C/B		Size (mm) H x W x D
		Size (A)	Cutout Size	
SMD6-36*	(36) 3 x 12	< 250A	23 x 51(H)	900 x 710 x 230
SMD6-48*	(48) 3 x 16	< 250A	23 x 51(H)	900 x 810 x 230
SMD6-72*	(72) 3 x 24	< 600A	65 x 90(H)	900 x 940 x 230
SMD6-96*	(96) 4 x 24	< 600A	65 x 90(H)	1100 x 940 x 230
SMD6-120*	(120) 4 x 30	< 600A	65 x 90(H)	1100 x 1050 x 230

*Order Code for B22 Electric Orange, for RAL7032 Grey add "**G**"

DOUBLE DOOR SURFACE/FLUSH D.B. BOARDS

FSB2

Double Door (For DIN Breakers on both sides)

Surface Code IP54	Size H x W x D	No. of Way	Flush Code IP40	Size (mm) H x W x D
SB2-38-312*	550 x 650 x 230	(60) 3x8 + 3x12	FSB2-38-312	650 x 700 x 170
SB2-312-316*	550 x 800 x 230	(84) 3x12 + 3x16	FSB2-312-316	650 x 800 x 170
SB2-312-324*	550 x 950 x 230	(108) 3x12 + 3x24	FSB2-312-324	650 x 950 x 170

*Order Code for B22 Electric Orange, for RAL7032 Grey add "**G**"

Features

- Padlockable Handle
- Neutral & Earth Terminal Bar included
- Removable face plate with cut outs secured with catches
- Holders included on face plate, not labeled
- 1.6mm Mild Steel Powder Coated
- 4 Mounting Brackets included (Surface only)
- Legend card holder on inside of door
- Quality door seal included (Surface)

INDUSTRIAL FLUSH MOUNT DISTRIBUTION BOXES IP40

Features

- Expanded mesh fixed to the back of wall tray to secure installation
- Fitted with face plate with coin-slot catch at the top
- Neutral and Earth terminal fitted
- Doors supplied with padlockable key locks
- Naming plate holders included on face plate
- Legend card and legend card holder fitted to inside of door

Single Door (1.6mm Mild Steel)

Code	No. of Way	Size (mm) H x W x D
FMD-16-*	(16) 1 x 16	500 x 450 x 110
FMD-24-*	(24) 2 x 12	700 x 380 x 110
FMD-36-*	(36) 3 x 12	900 x 380 x 110
FMD-48-*	(48) 3 x 16	900 x 450 x 110
FMD-64-*	(64) 4 x 16	1100 x 450 x 110
FMD-72-*	(72) 3 x 24	900 x 600 x 110
FMD-96-*	(96) 4 x 24	1100 x 600 x 110
FMD-120-*	(120) 5 x 24	1300 x 600 x 110

*Add to code "**O**" for Electric Orange, "**W**" for White

©ACDC Dynamics

METER BOXES

Eskom Meter Boards IP54

Hot dipped galvanised. 1.2mm Sheet steel.
Masonite Back Panel. 8mm Square Lock.

Galvanised Code	Powder Coated Code	Phases	Size HxWxD
ESM-1P	ESM-1P-PC	1 phase	760x320x220
ESM-3P	ESM-3P-PC	3 phase	760x610x220

Hot Dipped Galvanised Meter Boards IP54

Hot dipped galvanised. 1.2mm Sheet steel.
8mm Square Lock + Padlock

Galvanised Code	No. of Way	Size H x W x D
MUN-1P	Single phase	510 x 350 x 205
MUN-3P	Three phase	690 x 580 x 230

Pretoria / Bloemfontein Meter Boxes

Code	Size (mm) H x W x D
MBPTA-12129	300x300x225
MBPTA-12189	300x450x225
MBPTA-18189	450x450x225
MBPTA-18249	450x600x225
MBPTA-24249	600x600x225

- Mild Steel Painted
- Masonite Back Panel

SURFACE MOUNT TELKOM BOARDS

Non-Weatherproof

Weatherproof

Non-Weatherproof Code IP40	Type	Size (mm) H x W x D	Weatherproof Code IP54
TEL-S1	Telkom 1	305 x 305 x 170	WTEL-S1
TEL-S2	Telkom 2	380 x 380 x 170	WTEL-S2
TEL-S4	Telkom 4	460 x 460 x 170	WTEL-S4
TEL-S5	Telkom 5	610 x 610 x 170	WTEL-S5
TEL-S6	Telkom 6	800 x 800 x 170	WTEL-S6
TEL-S7	Telkom 7	1000 x 1000 x 170	WTEL-S7

Fitted with 6mm square key catch and wooden back panel

NEW

POLYBOX ENCLOSURES

TEC 4R

TEC 4

SDK-6

DDK-6

APK-6

SMB-4

- UV25 I • Lightweight • Linear Low Density Polyethylene (LLDPE)
- Recyclable • Certification to NRS032

Stubby IP54 - Has a horizontal locking pin which secures the top in place by means of a padlock

Code	W x H x D Size (mm)	WxHxD Working Size (mm)
TEC-4R	545 x 1120 x 370	330 x 450 x 105
TEC-COCT	720 x 835 x 395	420 x 255 x 80

Top Entry Cubicles IP54 - Concealed Anti-Vandal Hinges

Code	W x H x D Size (mm)	WxHxD Working Size (mm)
TEC-4	545 x 1120 x 370	330 x 450 x 105
TEC-6	545 x 1190 x 545	330 x 460 x 115
TEC-9	545 x 1520 x 545	330 x 800 x 105

Single Door Kiosks IP53

Code	W x H x D Size (mm)	WxHxD Working Size (mm)
SDK-6WAY	755 x 1330 x 575	540 x 800 x 170 x 230
SDK-12WAY	940 x 1530 x 575	680 x 985 x 170 x 230

Double Door Kiosks IP54

Code	W x H x D Size (mm)	WxHxD Working Size (mm)
DDK-6WAY	755 x 1330 x 700	540 x 800 x 170
DDK-9WAY	940 x 1330 x 730	680 x 800 x 170
DDK-12WAY	940 x 1530 x 730	680 x 985 x 170

All Purpose Kiosks IP54 - Pole or Wall Mount

Code	W x H x D Size (mm)	WxHxD Working Size (mm)
APK-6WAY	610 x 1065 x 410	540 x 800 x 230
APK-12WAY	740 x 1265 x 410	680 x 985 x 230

Split Meter Boxes IP54

Code	W x H x D Size (mm)	WxHxD Working Size (mm)
SMB-2	265 x 335 x 220	257 x 290 x 120
SMB-3	395 x 385 x 220	387 x 290 x 120
SMB-4	280 x 515 x 220	272 x 450 x 120
SMB-6	395 x 515 x 220	387 x 450 x 120
SMB-9	510 x 535 x 220	502 x 450 x 160

©ACDC Dynamics

STEEL DISTRIBUTION & METERING BOARDS

Outdoor Distribution Kiosk IP55

- Manufactured to the latest standards.
- Pitched roof with sliding door. Insulators with 250A busbar included.
- Uni-strut cable termination. Standard - cable gland is optional
- Spare key **TDUV-04**.
- Unique lock and key, padlock option available.
- Hinged door option available.
- Finished in textured epoxy powder coat. Standard colours B22 Orange and RAL7032 Grey. Other colours manufactured to order.

3 CR12		Mild Steel		No. of Way	(mm) W x D
Orange	Grey	Orange	Grey		
DKS3	DKS3G	DKM3	DKM3G	3	250 x 250
DKS4	DKS4G	DKM4	DKM4G	4	250 x 250
DKS6	DKS6G	DKM6	DKM6G	6	250 x 250
DKS9	DKS9G	DKM9	DKM9G	9	250 x 250
DKS12	DKS12G	DKM12	DKM12G	12	460 x 250
DKS18	DKS18G	DKM18	DKM18G	18	460 x 250
DKS24	DKS24G	DKM24	DKM24G	24	460 x 250

MKM12

Outdoor Metering Kiosks IP55

3 CR12		Mild Steel		No. of (M) Single Phase	No. of (M) 3 Phase	(mm) W x D
Orange	Grey	Orange	Grey			
MKS3	MKS3G	MKM3	MKM3G	3	-	300 x 350
MKS6	MKS6G	MKM6	MKM6G	6	-	390 x 350
MKS9	MKS9G	MKM9	MKM9G	9	-	540 x 350
MKS12	MKS12G	MKM12	MKM12G	12	-	690 x 350
MKS18	MKS18G	MKM18	MKM18G	18	-	800 x 400
MKS24	MKS24G	MKM24	MKM24G	24	-	950 x 400
MKS6-3	MKS6-3G	MKM6-3	MKM6-3G	-	6	390 x 350
MKS12-3	MKS12-3G	MKM12-3	MKM12-3G	-	12	690 x 350

MKM6

Features

- Pitched roof with 2 x sliding lid door (hinged doors optional extra)
- Polycarb reading windows (UV resistant)
- Insulators and busbars included (250A)
- Unique lock with key (padlockable optional)
- Spare key **TDUV-04**.
- Consumers Circuit Breakers can be mounted internally or be made accessible by a separate door



TDUV-04

FIBREGLASS METERING & DISTRIBUTION KIOSKS IP54

All Kiosks supplied with masonite chassis and gland plate

1 or 2 door type GLA/GLB

1 Door	2 Door	No. of Meter	Spare Mounting Board Masonite	Spare Gland Plate	Size (mm) H x W x D
GLA-2WG-*	GLB-2WG-*	2	ISK-2BB	GP-2B	1110 x 360 x 400
GLA-4WG-*	GLB-4WG-*	4	ISK-4BB	GP-4B	1110 x 530 x 400
GLA-6WG-*	GLB-6WG-*	6	ISK-6BB	GP-6B	1330 x 530 x 400
GLA-9WG-*	GLB-9WG-*	9	ISK 9BB	GP-9B	1330 x 700 x 400
GLA-12WG-*	GLB-12WG-*	12	ISK-12BB	GP-12B	1490 x 700 x 400
GLA-24WG-*	GLB-24WG-*	24	ISK-24BB	GP-24B	1490 x 880 x 400

*Add '**D**' for Distribution or '**M**' for Metering Kiosk

- All Kiosks include Busbar, Uni-strut and Busbar cover, masonite chassis and gland plate
- All Kiosks mounted on matching fibreglass plinth • Manufactured to SABS 141
- Dimensions do not include plinth

No door type with lift off cover (shown below).

Shrouded Fibreglass Kiosks - No Door

Code	Description	H x W x D - Size (mm)
ISK-9WG-M	9 way metering kiosk	1000 x 580 x 390
ISK-15WG-D	15 way distribution kiosk	1000 x 580 x 390
ISK-15WG-M	15 way metering kiosk	1000 x 550 x 390
ISK-24WG-D	24 way distribution kiosk	1200 x 860 x 460
ISK-24MP	General Application kiosk	1340 x 980 x 550

©ACDC Dynamics

ENCLOSURES



PAS

040-706

PAS-2

Passive Base Range

Code	Description
PAS	Passive Base with Rails & Double 16A Socket
PAS-2	Passive Base with Glands and Hole Cover
040-706	Splitmeter Ready Board c/w 63A Earth Leakage and 1 x 20A MCB & Double 16A Socket

- External Fixing: Mounted on Mild Steel powder coated rails
- Material: SMC
- Pole Mountable
- Wall Mountable

TMB-3B

TMB-3

SMB-1

Meter Boxes - D.M.C Polyester

Code	Description	No. of Windows	Size (mm) H x W x D
SMB1	Single Phase Meter Box	1	345 x 263 x 169
TMB-3B	Bank Meter Box	-	445 x 465 x 200
TMB-1	Meter Box One Window	1	445 x 465 x 210
TMB-2	Meter Box Two Window	2	445 x 465 x 210
TMB-3	Meter Box Three Window	3	445 x 465 x 210

POLYESTER METER BOXES IP43

URIARTE UE

APM-0/1/2

APM-2/3ML

Meter Boxes – Padlockable IP43

Attractive finish. 180° opening door.
Flush or surface mounting.
Meter box hinged door with or without windows.
Ventilation and drain facilities for outdoor use.

Polyester chassis plate

Enclosure Code	Meter Windows	Dimensions H x W x D (mm)	Chassis Plate Code
APM-0	–	330 x 450 x 210	PPM-0
APM-1	–	520 x 535 x 220	PPM-1
APM-2	–	520 x 700 x 220	PPM-2
Note: order chassis plate separately			
APM-0/2ML	2	330 x 450 x 210	PPM-0
APM-1/2ML	2	520 x 535 x 220	PPM-1
APM-2/2ML	2	520 x 700 x 220	PPM-2
APM-2/3ML	3	520 x 700 x 220	PPM-2
Note: order chassis plate separately			

POLYESTER MANHOLE COVERS & WATER METER BOXES

URIARTE UE

A-H20

TRM-25 / 40

Manholes & Water Meter Boxes

Lightweight, heavy duty, corrosion free, cannot be stolen for melting down.

Code	Description	Size
A-H20	Cover & Box for water meters	540 x 220 x 210D
TRM-25	Multi-purpose Cover and frame	250 x 250 x 20D
TRM-40	Multi-purpose Cover and frame	400 x 400 x 20D

Note: 1) Multi-purpose suitable for bearing light vehicles and supplied with neoprene gasket.
2) Water Meter box rated to withstand 12.5 tons.

©ACDC Dynamics

ENCLOSURES

Empty Pole Top Boxes For Distribution and Metering IP55

Code	Possible Applications	Size (mm)
TILT3	2 1PH Split Meters + Breaker	370 x 218 x 145
TILT5	4 1PH Split Meters + Breaker	350 x 310 x 136
TILT6	4 1PH Split Meters + 1-4 Breakers or 1 3PH Meter	480 x 355 x 149
TILT7	8 1PH Split Meters + Breaker	550 x 500 x 151

Accessories

Code	Description
TILT-TOG	Reset toggle for breakers
TILT-W	Meter window

- Lid & Base in SMC
- S/S Hinges, Top Hinged Door
- Pole or Wall Mountable
- c/w Door stay for ease of use
- Prepared with mounting posts for DIN Rail & Distribution Blocks

UTY4

D.M.C. Polyester Utility Enclosures IP65

Code	Size (mm) H x W x D
UTY2	110 x 110 x 90
NEW UT3	204 x 144 x 100
UTY4	210 x 160 x 90
UTY6	288 x 238 x 135
UT8	310 x 260 x 165

- Gasketed lid secured by four screws

D.M.C. Enclosures IP54
- 3mm, with Rubber Gasket

Code	Size (mm) H x W x D
MP-X	120 x 80 x 55
MP-A	170 x 105 x 70
MP-B	205 x 155 x 70
MP-C	305 x 205 x 110

- General purpose utility box with removable lid secured by four screws

MP-X

NEW

UTS3

D.M.C. Polyester Enclosures IP54 - With Slide Lid

Code	Size (mm) H x W x D
UTS2	155 x 144 x 100
UTS3	204 x 144 x 100
UTS4	253 x 194 x 100
UTS6	307 x 246 x 136
UTS8	359 x 298 x 176

Reticulation Type Distribution & Meter Boxes. Weatherproof

Code	PPS-1	PPS-3	UB-4
Description	Bundle Conductor Box	ECU meter Box (U7)	As per WP-1 without insert
Size (HxWxD)	312 x 193 x 120	330 x 325 x 161	315 x 185 x 120

DMC POOL BOX ENCLOSURES

Code	WP-1	WP-2	WP-3	WP-4	POOL-BOX
Description	DMC Poolbox Upward sliding lid Includes chassis plate Dinrail and Internal cover plate	DMC Poolbox Upward sliding lid Includes chassis plate, internal cover plate and 16A socket outlet	DMC Poolbox Upward sliding lid Empty enclosure	DMC Poolbox Upward sliding lid Includes chassis plate and internal cover plate with pre-made hole for 16A socket	Grey Pool Box with screw on Lid IP40
Size (HxWxD)	365 x 215 x 135mm	305 x 250 x 140mm	305 x 250 x 140mm	305 x 250 x 140mm	220 x 160 x 205mm

©ACDC Dynamics

ELECTRICAL DISTRIBUTION BOARDS - FLUSH AND SURFACE MOUNT IP54

VB Series Polyester Boxes

General purpose boxes used in electrical, communications, water and gas installations. Manufactured from high density polyester plastic with aluminium frame and door (c/w handle lock). Finished in white thermo hardened powder coating.

Description	Flush Code	Size (mm) L x W x D	Surface Code	Size (mm) L x W x D
Empty meter box single phase or 3 phase	VB100	250 x 400 x 199	VB101	250 x 400 x 199

Series 01 Meter Boxes

For use in electrical meter installations. Manufactured from zinc and aluminium plate. Finished in white thermo hardened powder coating. Supplied complete with door handle lock. Options are flush mount (built into wall) or Surface Mount.

3 phase electrical meter box	QV01.100	235 x 410 x 200	QV01.101	270 x 445 x 200
Double 3 phase electrical meter box	QV01.100/2	460 x 405 x 200		
Single phase electrical meter box	QV01.120	205 x 305 x 175	QV01.121	240 x 340 x 175
Double single phase electrical meter box	QV01.120/2	405 x 305 x 175		

Series 01 Metal Electrical Distribution Boxes

Space for 16-48 circuit breakers, (model dependant). Manufactured from zinc and aluminium plate. Finished in white thermo hardened powder coating. Supplied complete with door handle lock. Flush and surface mount models available.

Electrical distribution box 16 modules	QV01.200	200 x 355 x 130	QV01.201	240 x 390 x 130
Electrical distribution box 24 modules	QV01.205	270 x 355 x 130	QV01.206	310 x 390 x 130
Electrical distribution box 36 modules	QV01.210A500	270 x 465 x 130	QV01.211A500	310 x 500 x 130
Electrical distribution box 48 modules	QV01.215	270 x 585 x 130	QV01.216	310 x 620 x 130

Series 01 Electical Column Boxes

For housing distributed bus and protected bus systems. Manufactured from zinc and aluminium plate. Finished in white thermo hardened powder coating. Supplied complete with door handle lock.

Column box CAD 32 Amperes	QV01.220	315 x 255 x 120	QV01.221	350 x 290 x 120
Column box CAD/CBD 32/63 Amperes	QV01.230	455 x 305 x 120	QV01.231	490 x 340 x 120
Column box CAQ/CBQ 32/63 Amperes	QV01.240	555 x 395 x 120	QV01.241	590 x 430 x 120
Input protection box 3 x 100	QV01.284	305 x 305 x 150	QV01.285	300 x 300 x 150
Input protection box 3 x 250	QV01.286	315 x 465 x 200	QV01.287	350 x 500 x 200

Series 02 Metal Telecommunications Boxes

Designed specifically for the telecom installations. Manufactured from zinc and aluminium plate. Supplied without lock (see accessories). Finished in white thermo hardened powder coating. Flush mount or surface mount models available.

Telecommunications box	QV02.311	255 x 305 x 120	QV02.301	250 x 300 x 120
Telecommunications box	QV02.312	405 x 425 x 150	QV02.302	400 x 420 x 150
Telecommunications box	QV02.313	505 x 605 x 160	QV02.303	500 x 600 x 160
Telecommunications box	QV02.314	705 x 905 x 160	QV02.304	700 x 900 x 160
ATE Telecommunications box			QV02.346	830 x 900 x 200
ATE Telecommunications box			QV02.347	830 x 1070 x 200
ATE Telecommunications box			QV02.348	830 x 1240 x 200

Accessories

Code	Description
QV02.397	Metal lock (no key)
QV02.398	Key

QV02.397

QV02.398

WATER METER/DISTRIBUTION BOXES - FLUSH MOUNT ONLY

Series 03/04 Water Meter Boxes - Only available in Flush Mount

Water metering boxes with meter reading window. Manufactured from zinc and aluminium plate. Finished in white thermo hardened powder coating. Supplied complete with door, triangular key/handle lock. Flush mount or surface mount available.

Flush Code	Description	L x W x D - Size (mm)
QV03.370	Box for single meter c/w triangular lock	465 x 365 x 200
QV03.371	Box for simple meter c/w triangular lock	505 x 405 x 200
QV03.372	Box for simple meter c/w triangular lock	605 x 405 x 200
QV03.380	Box for 2 meters c/w triangular lock	465 x 565 x 200

Series 03/04 Water Distribution Boxes - Only available in Flush Mount

Water distribution boxes: Manufactured from Zinc and Aluminium plate. Finished in White Thermo Hardened Powder Coating. Supplied complete with door, triangular key/handle lock. flush mount or surface mount available.

QV04.410	Water distribution box c/w handle lock	315 x 205 x 90
QV04.411	Water distribution box c/w handle lock	315 x 405 x 900
QV04.412	Water distribution box c/w handle lock	425 x 495 x 90
QV04.413	Water distribution box c/w handle lock	500 x 600 x 90

FTTH Enclosures

SEC

060-233
Optical Enclosure for Quad GTU

060-244C-QUAD
Optical Enclosure Cover for Quad GTU

060-245C-DCSS
Optical Enclosure Cover for DCSS GTU



060-246-BASE
Optical Enclosure Base, Unit for ONT + GTU

©ACDC Dynamics

SPECIAL ELECTRONIC ENCLOSURES

DIN Mount Enclosures

Code	Description	Size (mm) W x L x D
DB-6T	6 Terminal	22.5 x 81.8 x 99
DB-12T	10 Terminal	43.6 x 81.8 x 99
BS6-2T	10 Terminal	70 x 65 x 112
BS10-2T	20 Terminal	70 x 100 x 112
PC35-A	Open type for terminal plugs ribbed sides	82 x 100 x 72
DB26-T	26 Terminal	110 x 155 x 110

Base Mount Box IP65

F10-C	Clear Lid with terminal chamber	200 x 160 x 77
F10-G	Grey Lid with terminal chamber	200 x 160 x 77

DIN Box RAL7035 Grey

04.4910000	10 terminal DIN Mount Box ABS UL94V-0 self-extinguishing	55 x 70 x 110

Instrument Housing ABS Grey

G968G-0	Complete with base, top, battery cover and 4 screws. Display Area: 71.5 x 35mm	100 x 180 x 40

Desktop Instrument Housing ABS Grey

Grey ABS Front Plate	Transparent Red Front Plate	Standard Sizes (mm) W x D x H
RM2055L-FT	RM2055L-IR-FT	190 x 140 x 70
RM2095S-FT	RM2095S-IR-FT	250 x 180 x 50



Universal DIN Supports

SDA	DIN Support	90 x 35
SDD	DIN Support	90 x 44
SDP	DIN Support	55.40 x 44

ELECTRONIC INSTRUMENTATION ENCLOSURES

INC BOX Material: Noryl Black UL94V-0						
Size	36 x 72	48 x 48	48 x 96	72 x 72	96 x 96	144 x 144
Depth 57mm	**01.107.L057**	**01.108.L057**	**01.109.L057**	**01.110.L057**	**01.111.L057**	**01.509.L057**
Depth 100mm	**01.107.L100**	**01.108.L100**	**01.109.L100**	**01.110.L100**	**01.111.L100**	**01.509.L100**
Front Panel Aluminium	**06.291**	**06.292**	**06.293**	**06.294**	**06.295**	**06.298**
Front Panel Noryl Black	**06.251**	**06.252**	**06.253**	**06.254**	**06.255**	**06.258**
Front Panel, Plexiglass Red, transparent	**06.200**	**06.201**	**06.202**	**06.203**	**06.204**	**06.207**
Rear Panel Noryl Black	**06.271**	**06.272**	**06.273**	**06.274**	**06.275**	**06.376** (PVC)
Protection Cover IP54	–	–	**03.432**	**03.433**	**03.434**	**03.436**

Front ALU Plate

FR/RR Plate

Front Red Plate

©ACDC Dynamics

ELECTRONIC INSTRUMENTATION ENCLOSURES

Type MH68 terminals on top only

Type MDH68 with hinged cover and terminal top & bottom



HC53

DIN Width:	1M	2M	3M	4M	6M Terminals Top only	6M Terminals Top&Bottom	9M Terminals Top only	9M Terminals Top&Bottom
Housing Type H53	1MH53	2MH53	3MH53	4MH53	6MH53	6MDH53	9MH53	9MDH53
Housing Type H68	1MH68	2MH68	3MH68	4MH68	6MH68	6MDH68	9MH68	9MDH68
Housing Type HC53	1MHC53	2MHC53	3MHC53	4MHC53	6MHC53	6MDHC53	9MHC53	9MDHC53
Top cover Grey	P05010201P	P05020201P	P05030201P	P05040201P	P05060201P		P05090201P	
Top cover Red transparent	P05010821P	P05020821P	P05030821P	P05040821P	P05060821P		P05090821P	
Top cover hinged transparent for H68 only	P05010721R	P05020721R	P05030721R	P05040721R	P05060721R		P05090721R	

Type H53 has no provision for hinged top cover. HC53 Solid Top

Terminal Covers

	3T with breakout plastic for terminals required only		For 5mm or 5.08mm pitch terminals		For 7.5mm pitch terminals		For 10mm pitch terminals		No holes (blank)
	Code	No of Holes	Code	No of Holes	Code	No of Holes	Code	No of Holes	Code
1M	P05010203T	3	P05010201T	3	P05010204T	2	P05010202T	2	P05010206T
2M	P05020203T	6	P05020201T	6	P05020204T	4	P05020202T	3	P05020206T
3M	P05030203T	9	P05030201T	9	P05030204T	6	P05030202T	5	P05030206T
4M	P05040203T	12	P05040201T	12	P05040204T	8	P05040202T	6	P05040206T

For Terminal Blocks see Page 22.2. Special Terminal Covers can be made to order.

Housing Dimensions

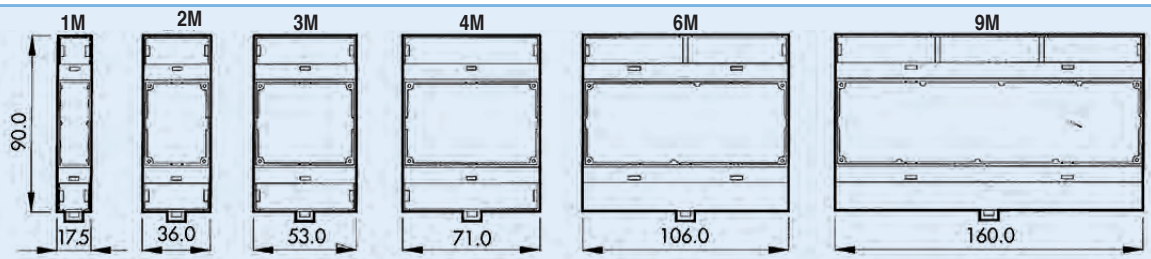

MODULBOX (DIN Mount)

① case
② base
③ fastening element
④ terminal cover*
⑤ panel*
⑥ panel with hook*
⑦ panel with hinges*
⑧ terminal*
*accessories

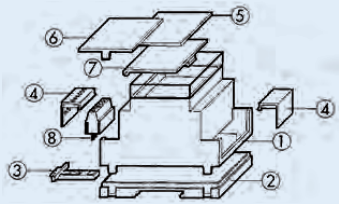

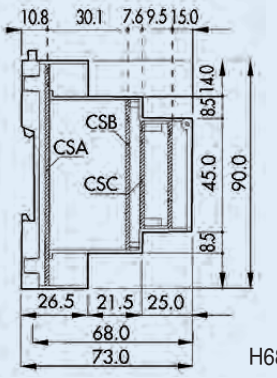

H68

Top Plate for H53/ H68

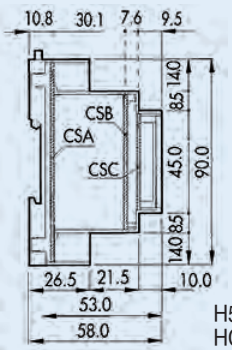

H53 & HC53

Material:
Self-extinguishing Noryl UL94V-0
Grey RAL7035

Special colours on request

PC Board dimensions

	1M	2M	3M	4M	6M	9M
CSA	86.7 x 14.4	86.7 x 33.0	86.7 x 50.3	86.7 x 68.0	86.7 x 103.0	86.7 x 155.0
CSB	57.8 x 14.2	58.8 x 32.0	58.8 x 49.3	58.8 x 67.0	58.8 x 102.0	58.8 x 155.4
CSC	41.8 x 14.2	42.0 x 32.0	42.0 x 49.3	42.0 x 67.0	42.0 x 102.0	42.0 x 154.0

Thickness of printed circuit boards 1.6mm
Tolerance CSA – CSB – CSC: up to 86.7 = 0 ч -0.3; over 86.7 = ± 0.3

©ACDC Dynamics

ENCLOSURES

H1/H2

Project Boxes - IP42

With flanges for wall mounting, moulded in high impact styrene with screws, lid and slots for PC Boards.

Code Black	Code Grey	Code Beige	Size L x W x H
A1-B	A1-G	–	74 x 54 x 37
A2-B	A2-G	–	94 x 65 x 42
A3-B	A3-G	–	114 x 74 x 52
A4-B	A4-G	–	134 x 85 x 52
H1-B	–	H1-BG	85 x 56 x 30
H2-B	–	H2-BG	99 x 59 x 26

P1/E11

S30

S20/E20

S50

S40

Project Boxes - IP42

Moulded in high impact styrene with screws and lid.
With or without internal ribs for PC Boards.

Code Black without Ribs	Code Black with Ribs	Code Grey without Ribs	Code Grey with Ribs	Size L x W x H
P1-B	–	P1-G	–	70 x 50 x 25
E11-B	–	E11-G	–	112 x 62 x 25
S10-B	S10-BR	S10-G	S10-GR	85 x 56 x 30
S20-B	S20-BR	S20-G	S20-GR	130 x 70 x 44
S30-B	S30-BR	S30-G	S30-GR	105 x 105 x 50
S40-B	S40-BR	S40-G	S40-GR	150 x 90 x 55
S50-B	S50-BR	S50-G	S50-GR	195 x 110 x 60
E20-B	–	E20-G	–	111 x 60 x 40

RP1020C

RP1065
RP1135

RP1180C

RP1155

G256/8C
G269C

G256/8
G269

RP1245

RP1285

Natural

Grey

RP Series IP65

Polycarbonate Clear Lid	Polycarbonate Grey Lid	ABS Grey Lid	Size L x W x H
RP1020C	–	RP1025	65 x 60 x 40
RP1060C	–	RP1065	85 x 80 x 55
RP1130C	–	RP1135	125 x 85 x 55
RP1150C	–	RP1155	125 x 85 x 85
RP1170C	–	RP1175	165 x 85 x 55
RP1180C	–	RP1185	165 x 85 x 85
RP1240C	–	RP1245	165 x 125 x 75
RP1280C	–	RP1285	186 x 146 x 75
G256C	G256	–	82 x 80 x 55
G258C	G258	–	160 x 80 x 55
G269C	G269	–	200 x 120 x 75

Polycarbonate clear lids with UV stabilized

Accessory: Wall-Mounting Feet

ABS, in Light Grey colour, supplied with Wall Plugs and fixing screws.
MF0041 4 pcs per supply pack.

Aluminium EL Box Series IP65

Code Natural	Code Grey RAL7035	Size L x W x H
G102	G102P	90 x 36 x 30
G104	G104P	64 x 58 x 35
G106	G106P	115 x 65 x 30
G111	G111P	115 x 65 x 55
G113	G113P	115 x 90 x 55
G115	G115P	148 x 108 x 75
G120	G120P	171 x 121 x 55
G124	G124P	222 x 146 x 55

©ACDC Dynamics

19" CABINETS

- **IP40**
- DIN 41490
- For loads up to 600kg
- Frame: extruded aluminium alloy, powder coated. Textured Ocean Grey
- Doors, sides and top plate mild steel, powder coated. Textured Goose Grey.
- Tempered glass lockable door – grey tinted.

Standard Floor Standing Cabinet 19" & Slack Racks

Cabinet comprises, frame, side and rear door, front glass door, raised top plate, two mounting rails and adjustable feet.

Rack Capacity	Height (mm)	Cabinets - 600mm wide			Slack Racks - 300mm wide		
		600 Deep	800 Deep	1000 Deep	600 Deep	800 Deep	1000 Deep
12U	730	AL-1206-*	AL-1208-*	AL-1210-*	–	–	–
15U	870	AL-1506-*	AL-1508-*	AL-1510-*	–	–	–
20U	1090	AL-2006-*	AL-2008-*	AL-2010-*	–	–	–
25U	1310	AL-2506-*	AL-2508-*	AL-2510-*	–	–	–
34U	1710	AL-3406-*	AL-3408-*	AL-3410-*	SR-3406-*	SR-3408-*	SR-3410-*
38U	1890	AL-3806-*	AL-3808-*	AL-3810-*	SR-3806-*	SR-3808-*	SR-3810-*
43U	2110	AL-4306-*	AL-4308-*	AL-4310-*	SR-4306-*	SR-4308-*	SR-4310-*
47U	2290	AL-4706-*	AL-4708-*	AL-4710-*	SR-4706-*	SR-4708-*	SR-4710-*



WM06S-400

19" Wall Mounting Enclosures

Comprising housing, lockable glass door and 2 x 19" mounting rails which are fully depth adjustable.

Cabinet	Height (mm)	Width (mm)	Fixed		Hinged	
			Code	Depth	Code	Depth
6U	327	560	WM06-300-*	300mm	WM06S-400-*	400mm
9U	460	560	WM09-450-*	450mm	WM09S-550-*	550mm
12U	593	560	WM12-500-*	500mm	WM12S-600-*	600mm
15U	726	560	WM15-500-*	500mm	WM15S-550-*	550mm

*Add colour to code: ● **G** *(Grey)*, ● **BK** *(Black)*



Fan Trays (fans excluded*) – two halves.

Size	Code
600 x 600 2 fans	FT6062
600 x 600 4 fans	FT6064
600 x 800 2 fans	FT6082
600 x 800 4 fans	FT6084
600 x 1000 2 fans	FT6102
600 x 1000 4 fans	FT6104
600 x 600 2 fans & brushed cable entry	FTB6062
600 x 800 2 fans & brushed cable entry	FTB6082
600 x 1000 2 fans & brushed cable entry	FTB6102

19" Mounting Rails Left & Right

Size	Code	Size	Code
535h 12U	MR12	1513h 34U	MR34
665h 15U	MR15	1691h 38U	MR38
891h 20U	MR20	1913h 43U	MR43
1113h 25U	MR25	2091h 47U	MR47

Keyboard Tray Telescopic Sliding Tray

ST450



Circuit Breaker B - (excluding C/B's DIN Mount)

Size	No. of Way	Code
3U	20 Way	CB20-*
3U	12 Way	CB12-*

*Add colour to code: ● **G** *(Grey)*, ● **BK** *(Black)*



Brushed



Plain

Gland Plates (consists of two halves)

Size	Code Brushed	Code Plain
600D	BGP606	GP606
800D	BGP608	GP608
1000D	BGP610	GP610



Support Shelves

(Front and Rear Mount).
Requires 4 mounting rails in cabinet.
Only for Floor standing AL range

Size	Code
330d 15h	SS330-*
450d 15h	SS450-*

*Add colour to code: ● **G** *(Grey)*, ● **BK** *(Black)*

19" Blanking Plates

Size	Code
43.6h 1U	UP-01U-*
88.6h 2U	UP-02U-*
132.6h 3U	UP-03U-*
177.0h 4U	UP-04U-*
265.9h 6U	UP-06U-*
443.7h 10U	UP-10U-*

*Add colour to code: ● **G** *(Grey)*, ● **BK** *(Black)*



19" Front Mount Shelves

Size	Code
330d 2U	MS330-*
450d 2U	MS450-*

*Add colour to code: ● **G** *(Grey)*, ● **BK** *(Black)*

Brush Panel - 1U

Code	Description
BP-50	With 50mm rear plate

Cage Nut Set

Code	Description
CNS-1/4	Cage Nut set c/w screw and plastic washer. Set of 4

©ACDC Dynamics

19" RACK ACCESSORIES

PE05-D PE10-D

Extension Plugs 15A - c/w circuit breaker protection

Code	Description
PE05	5 way 350mm
PE10	10 way 700mm
PE05-D	5 way dedicated plug
PE10-D	10 way dedicated plug

Network Patch Panels

No. of Way	Code CAT5E	Code CAT6
18 Way	GMCA50	GMCA618
24 Way	GMCA51	GMCA624

WT-2143A

19" Power Panel with IEC Socket

c/w 1.8m power cable

Code	Description
WT-2143A	9 Way Socket with ON / OFF Switch
WT-2143B	8 Way Socket with ON / OFF Switch, overload protection and light

WT-2049B

WT-2110

19" Cable Manager

Code	Description
WT-2049B	with plastic cover
WT-2110	with 5pc plastic rings

WATERPROOF PLASTIC ENCLOSURES IP65

TJ-MG

TJ Series - Plastic Latch and Hinge Type

Grey Lid Code	Size (mm) W x H x D	Clear Lid Code	Mounting Plate	Spare	
				Latch	Hinge
TJ-MG-2030	200 x 300 x 180	TJ-MT-2030	TJ-2030	WTK010	HG-PLASTIC
TJ-MG-3030	300 x 300 x 180	TJ-MT-3030	TJ-3030	WTK010	HG-PLASTIC
TJ-MG-3040	300 x 400 x 180	TJ-MT-3040	TJ-3040	WTK010	HG-PLASTIC
TJ-MG-4030	400 x 300 x 180	–	TJ-4030	WTK010	HG-PLASTIC

- Made from ABS/Polycarbonate
- Suitable as terminal box, junction box etc.
- Temp Range: -40˚C to + 80 ˚C

- Made from ABS/Polycarbonate
- Suitable as terminal box, junction box etc.
- Temp Range: -40˚C to + 80 ˚C

TJS-50 / TJCB-70

TJ Series - Screw Type

Grey Lid Code	Size (mm) W x H x D	Clear Lid Code	Mounting Plate		Spare Screw
			Plastic	Metal	
TJ-AG-2819	280 x 190 x 130	TJ-AT-2819	TJ-2819P	TJ-2819	TJS-50
TJ-AG-2819-1	280 x 190 x 190	TJ-AT-2819-1	TJ-2819P	TJ-2819	TJCB-70
TJ-AG-2828	280 x 280 x 130	TJ-AT-2828	TJ-2828P	TJ-2828	TJS-50
TJ-AG-2828-1	280 x 280 x 180	TJ-AT-2828-1	TJ-2828P	TJ-2828	TJCB-70
TJ-AG-3428	340 x 280 x 130	TJ-AT-3428	TJ-3428P	TJ-3428	TJS-50
TJ-AG-3428-1	340 x 280 x 180	TJ-AT-3428-1	TJ-3428P	TJ-3428	TJCB-70
TJ-AG-3828	340 x 280 x 130	TJ-AT-3828	TJ-3828P	TJ-3828	TJS-50
TJ-AG-3828-1	280 x 380 x 180	TJ-AT-3828-1	TJ-3828P	TJ-3828	TJCB-70

©ACDC Dynamics

ECONOMIC PLASTIC SURFACE MOUNTING ENCLOSURES

Junction Boxes

- Stepped glands
- Press-on lids
- RAL 7032 Grey
- Flame Resistant. Self-extinguishing
- Temperature range -5° to + 60°C
- Shock resistant 6J

The Contractors choice!

Code	External Dimensions (mm)	Entries No	Conduit Size Ø (mm)	IP Rating	Pack/ Carton Qty
400C1	Ø65 x 35D	4	20	IP44	5/120
400C2	Ø80 x 40D	4	20	IP44	5/150
400C3	80 x 80 x 40D	6	20	IP44	5/160

Junction Boxes

- Stepped glands
- Screw-on lids
- RAL 7032 Grey
- Flame Resistant. Self-extinguishing
- Temperature range -5° to + 60°C
- Shock resistant 6J

Code	External Dimensions (mm)	Entries No	Conduit Size Ø (mm)	IP Rating	Pack/ Carton Qty
400C4	100 x 100 x 50	6	20	IP55	100
400C4R	120 x 80 x 50	6	20	IP55	100
400C5	150 x 110 x 70	10	20	IP55	42

Standard Enclosures - Smooth side walls. Lids with captive screws

Code Grey Lid	External Dimensions (mm)	Code Clear Lid	IP Rating	Carton Qty
410C4	100 x 100 x 50D	–	IP56	100
410C4R	120 x 80 x 50D	–	IP56	100
410C5	150 x 110 x 70D	420C5	IP56	42
410C6	190 x 140 x 70D	420C6	IP56	24
410C7	240 x 190 x 90D	420C7	IP56	16
410C8*	300 x 220 x 120D	420C8*	IP56	6
410C9*	380 x 300 x 120D	420C9*	IP56	4

*Nylon Screws



Deep Enclosures - Smooth walls. Deep Lids with captive screws

Code Grey Lid	External Dimensions (mm)	Code Clear Lid	IP Rating	Carton Qty
430C5	150 x 110 x 140D	440C5	IP56	18
430C6	190 x 140 x 140D	440C6	IP56	16
430C7	240 x 190 x 160D	440C7	IP56	8
430C8*	300 x 220 x 180D	440C8*	IP56	4

*Nylon Screws

Chassis Plates - Galvanised Steel

Code	Enclosure Dimensions (mm)	Pack Qty
GX44614	150 x 110	30
450P6	190 x 140	30
450P7	240 x 190	30
450P8	300 x 220	20
450P9	380 x 300	20

NEW KATKO

Grey Lid

Clear Lid

Recycled Plastic Blend - Black

KCS Enclosures IP66 - 1/4 Turn Screws for Lid

Dimensions H x W x D (mm)	Code Grey Lid	Code Clear Lid	Code Black Lid
95 x 95 x 65	KCS996PC	KCS996PCT	KCS996RP
135 x 95 x 70	KCS1397PC	KCS1397PCT	KCS1397RP
135 x 135 x 75	KCS13137PC	KCS13137PCT	KCS13137RP
190 x 135 x 90	KCS19139PC	KCS19139PCT	KCS19139RP
270 x 190 x 100	KCS271910PC	KCS271910PCT	KCS271910RP
Material	Polycarbonate	Polycarbonate	Recycled Plastic

©ACDC Dynamics